



Class IV Market News and Summary

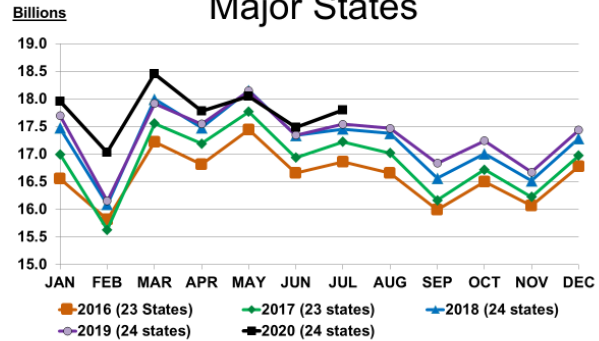
September 4, 2020

The August Class IV price was \$12.53/cwt. down \$1.23/cwt. from the previous month. Class IV projection for September is \$13.13/cwt.

The August Class III price was \$19.77/cwt. down \$4.77/cwt. from the previous month. Class III projection for September is \$16.82/cwt.

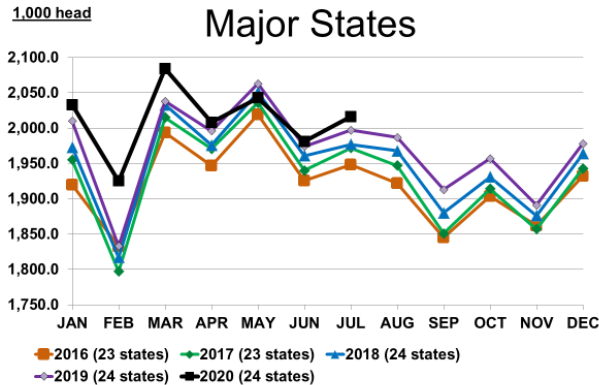
Milk production in the 24 major States during July totaled 17.8 billion pounds, up 1.47% from July 2019 and up 1.8% from last month.

MILK PRODUCTION in 24 Major States



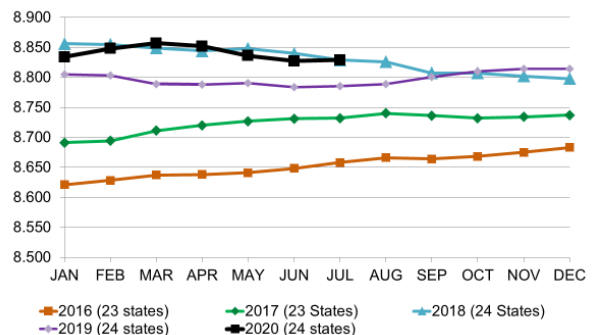
Production per cow in July for the 24 major States averaged 2,016 pounds, up 0.95% from July 2019, and up 1.8% from last month.

PRODUCTION per COW in 24 Major States



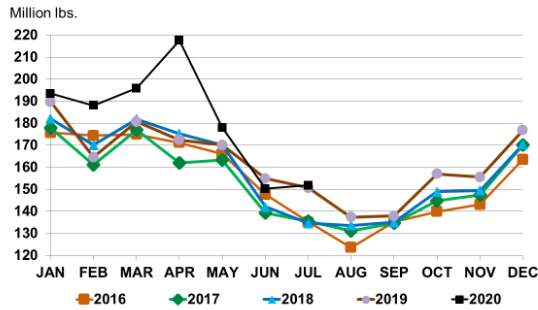
The number of milk cows on farms in July in the 24 major States was 8.8 million head, .5% more than July 2019, and .02% more than last month.

MILK COWS – 24 MAJOR STATES
Cow Numbers in Millions

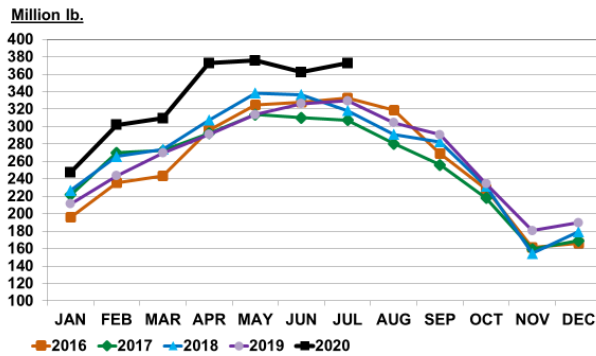


Butter production for July was 151.7 million pounds, 0.7percent above July 2019 and 1.1percent above June 2020.

U.S. BUTTER PRODUCTION



U.S. BUTTER IN COLD STORAGE

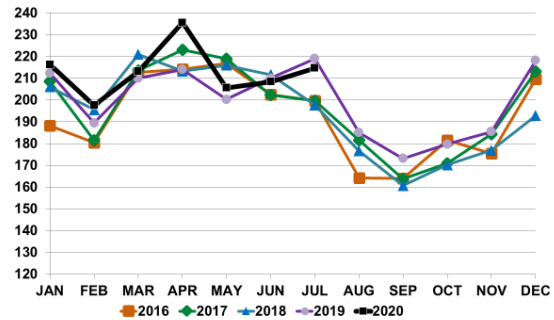


Butter stocks for July were up 2.9% from last month and up 13.1% from a year ago.

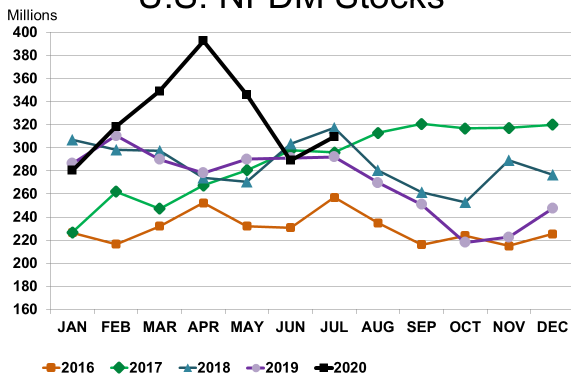
Combined Dry milk products produced in July 2020 was 214.7 million lb. down 2.0% from July 2019 and up 3.0% from last month.

Individual Dry milk (comparisons in percentage with July 2019) Nonfat dry milk, human 163 million pounds, down 5.2 percent. Skim milk powder 51.2 million pounds, up 9.7 percent.

Skim/NFDM Production



U.S. NFDM Stocks

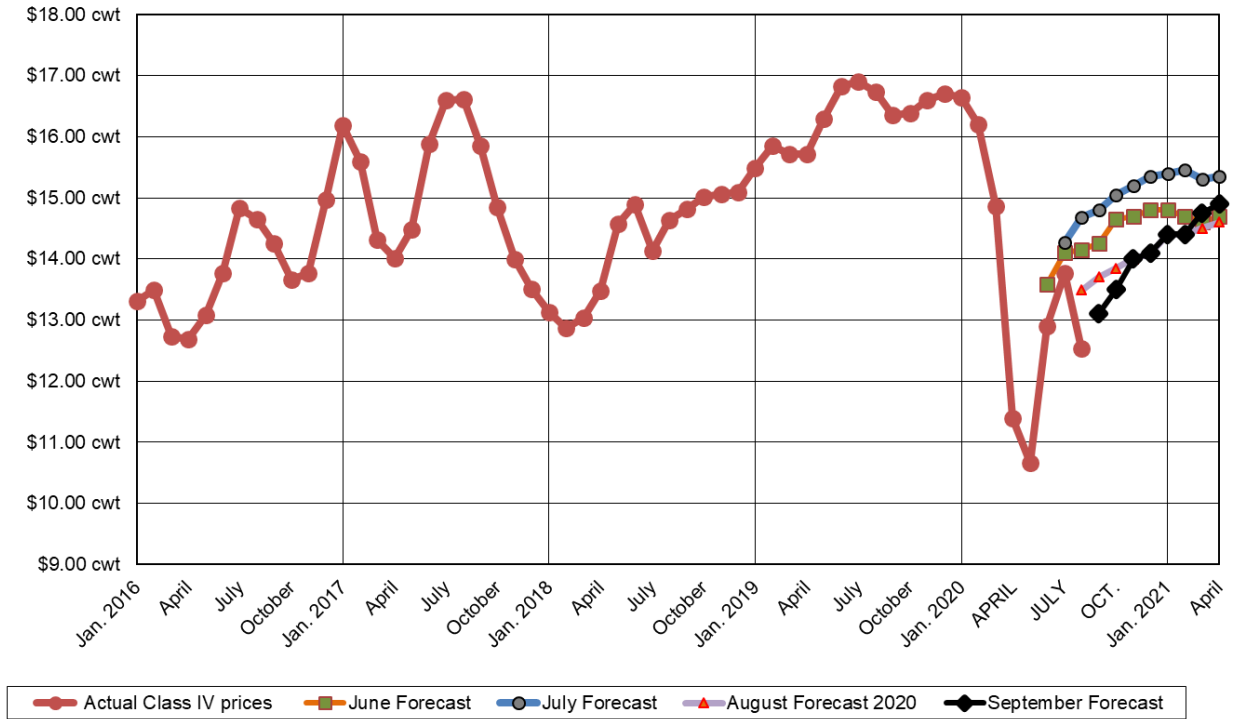


Nonfat Inventory at the end of July 2020 was 309.6 million lbs. up 6.0% from July 2019 and up 7.1% from last month.

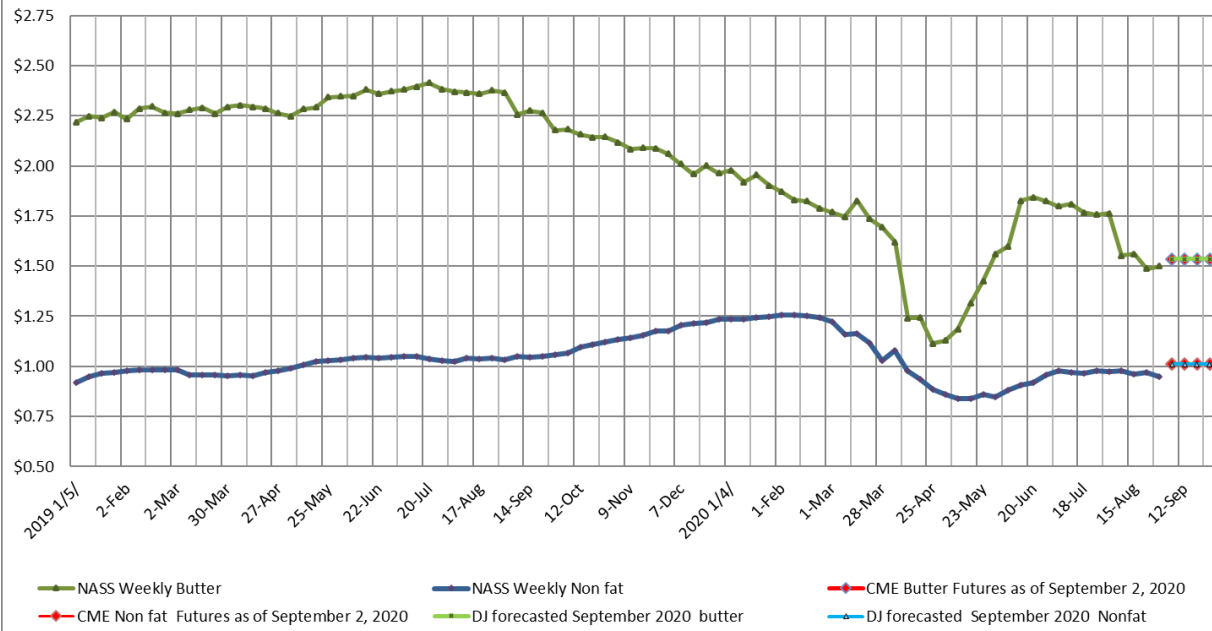
Forecasted Class IV price as of September 5, 2020

2020	Sep	\$13.13
2020	Oct	\$13.50
2020	Nov	\$14.00
2020	Dec	\$14.10
2021	Jan.	\$14.40
2021	Feb.	\$14.40
2021	March.	\$14.75
2021	April	\$14.90
2021	May	\$15.00
2021	June	\$15.25
2021	July	\$15.41

Jan.2016- August 2020 Historic Class IV Prices and VernDale's Class IV Forecast as September 5, 2020 compared to past months forecasts



Weekly NASS butter and nonfat powder prices Jan 2019 through- August 2020, current CME Futures, and VernDale -Butter and Nonfat powder price forecasts for September 2020



Happy Labor Day
Dale Johnson