



Class IV Market News and Summary

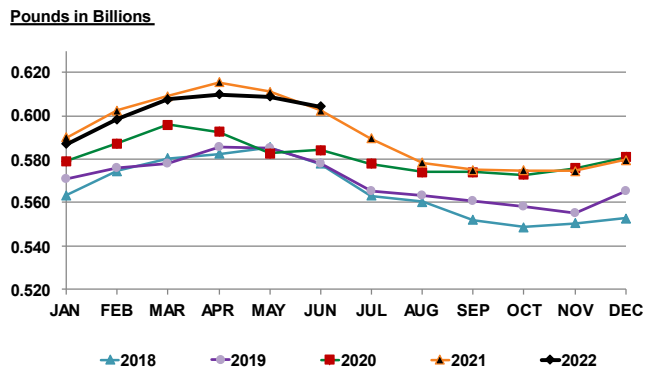
August 5, 2022



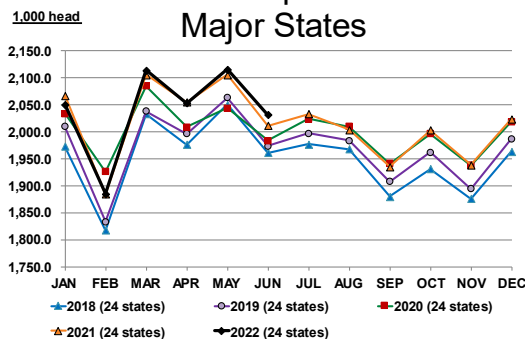
The July Class IV price was \$25.79/cwt. A decrease of \$0.04 from the previous month. Class IV projection for next month is \$24.91/cwt.
The July Class III price was \$22.52/cwt. a decrease of \$1.81 from the previous month. Class III projection for next month is \$20.37/cwt.

Milk Production per day in June 2022 in the major 24 states was .60427 billion lb. Per day, down .76% from last month and up 0.28% from the same month last year.
(Please note I will be reporting production per day rather than monthly production to smooth out the spikes between months with unequal days)

MILK PRODUCTION per day adjusted for days in the month in 24 Major States



PRODUCTION per COW in 24 Major States

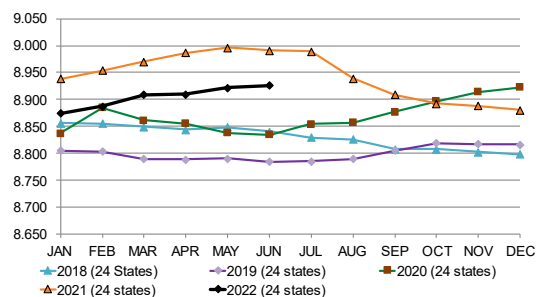


Production per cow for June 2022 in the 24 major States averaged 2,131 pounds, down 4.0% from last month and up 0.99% from the same period last year

The number of milk cows on farms in June in the 24 major States was 8.926 million head, up 0.04% from the previous month and down 0.72% from the same period in 2021.

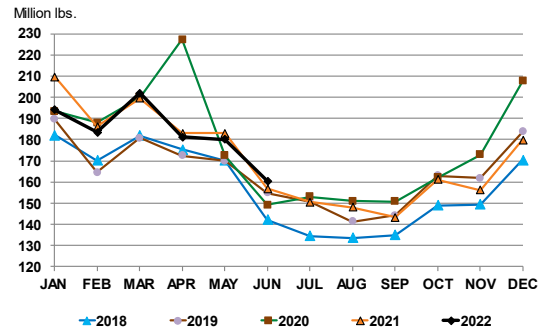
MILK COWS – 24 MAJOR STATES

Cow Numbers in Millions

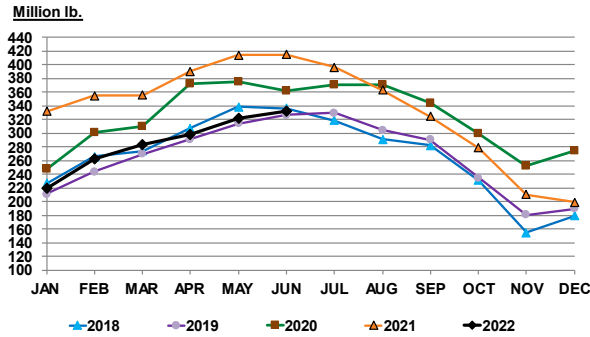


Butter production for June was 160.514 million pounds, down 10.9% from the previous month and up 2.3% from the same month last year.

U.S. BUTTER PRODUCTION



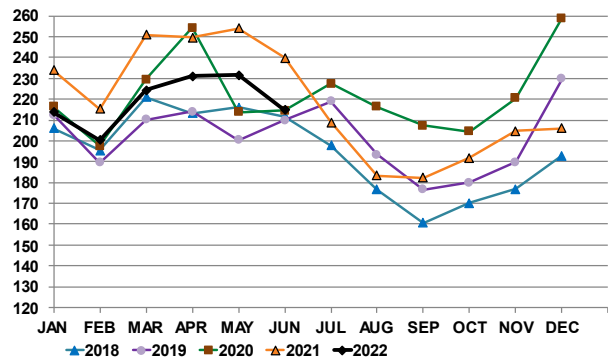
U.S. BUTTER IN COLD STORAGE



Butter stocks for June were 331.8 million lb. up 3.18% from last month and down 20% from a year ago.

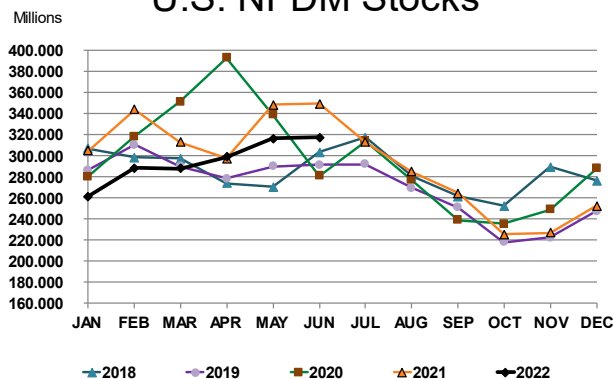
Combined Nonfat and Skim powder produced in June 2022 was 214.869 million lb. down 7.2% from the previous month, and down 10.4% from the same period last year.

Skim/NFDM Production



Dry milk products (comparisons in percentage with June 2021) Nonfat dry milk, human 170 million pounds, down 8.6 percent. Skim milk powder 45.2 million pounds, down 16.6 percent.

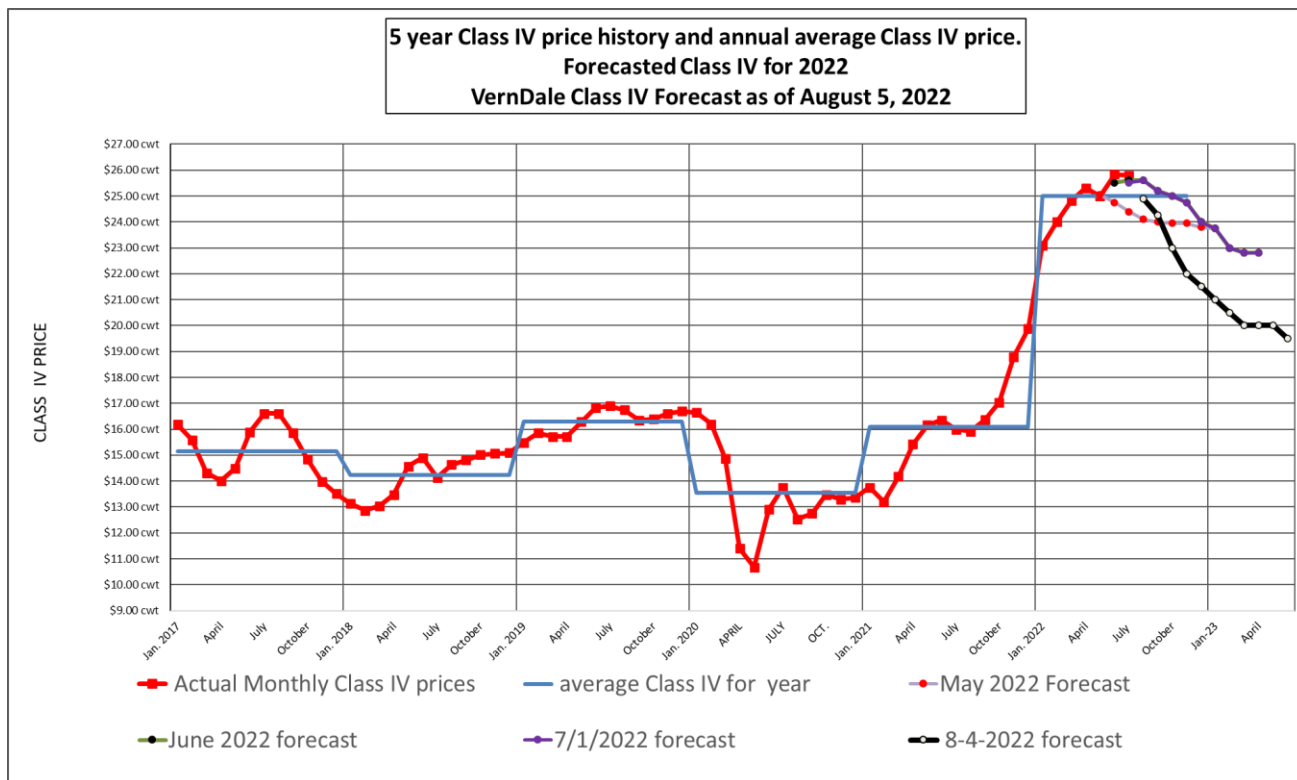
U.S. NFDM Stocks



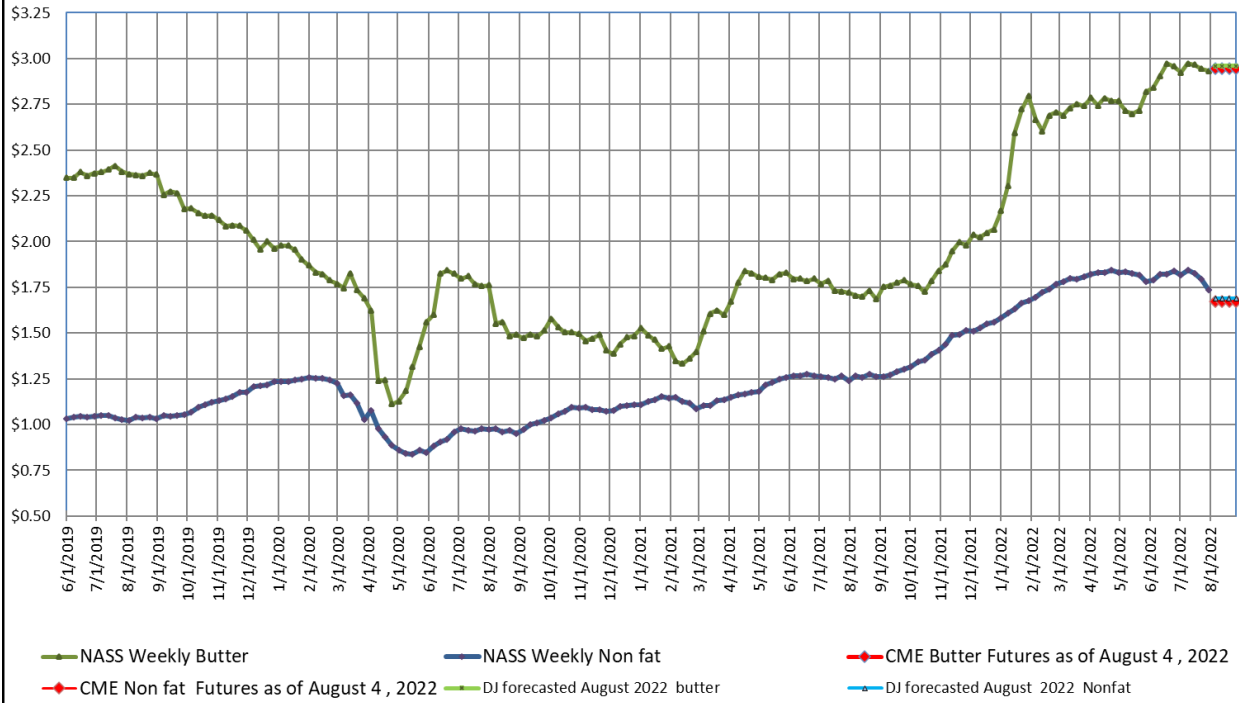
Nonfat Inventory at the end of June 2022 was 317.43 million lbs. up 0.3% from the previous month, and down 9.1% from the same period last year.

Forecasted Class IV price as of August 5, 2022

Year	Month	Projected class IV price
2022	August	\$24.91
2022	September	\$24.25
2022	October	\$23.00
2022	November	\$22.00
2022	December	\$21.50
2023	January	\$21.00
2023	Feb.	\$20.50
2023	March.	\$20.00
2023	April	\$20.00
2023	May	\$20.00
2023	June	\$19.50



Weekly NASS butter and nonfat powder prices June 2019 through- July 2022, current CME Futures, and VernDale -Butter and Nonfat powder price forecasts for August 2022



Dale Johnson