



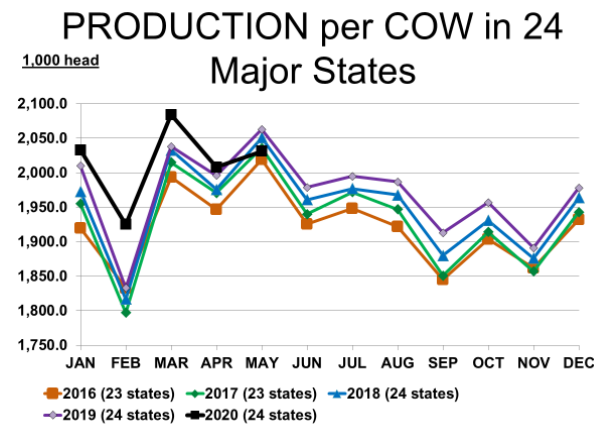
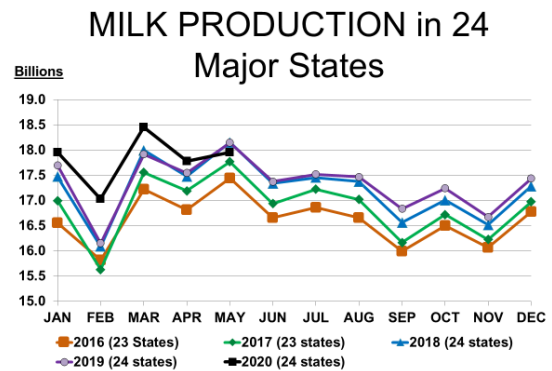
Class IV Market News and Summary

July 2, 2020

The June Class IV price was \$12.90/cwt. up \$2.23/cwt. from the previous month. Class IV projection for July is \$14.27/cwt.

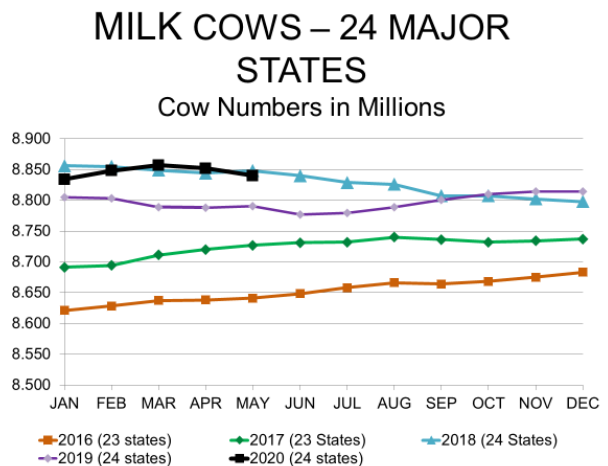
The June Class III price was \$21.04/cwt. up \$8.90/cwt. from the previous month. Class III projection for July is \$22.31/cwt.

Milk production in the 24 major States during May totaled 17.96 billion pounds, down 1.0 Percent from May 2019. and up 1.0% from last month



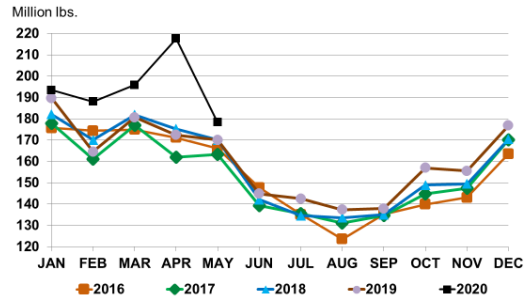
Production per cow in the 24 major States averaged 2,031 pounds for May, up 1.1 % from last month but down 1.6% from May 2019.

The number of milk cows in May on farms in the 24 major States was 8.84 million head, 50,000 head 0.5% more than May 2019, but 12,000 head or 0.1% less than Last month.

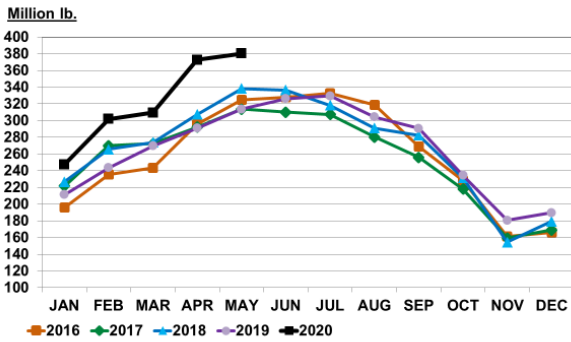


Butter production in May was 178 million pounds, 4.9 percent above May 2019 and 18.0 percent below April 2020.

U.S. BUTTER PRODUCTION



U.S. BUTTER IN COLD STORAGE

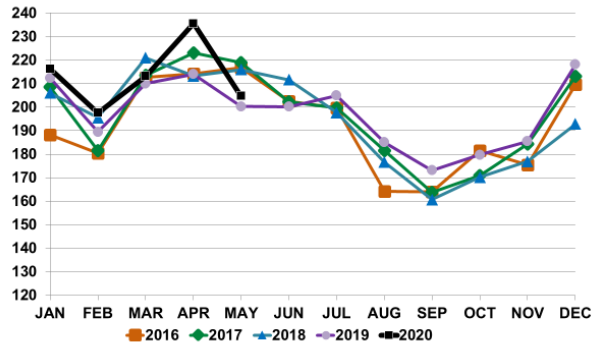


Butter stocks for May were up 2 percent from last month and up 21 percent from a year ago.

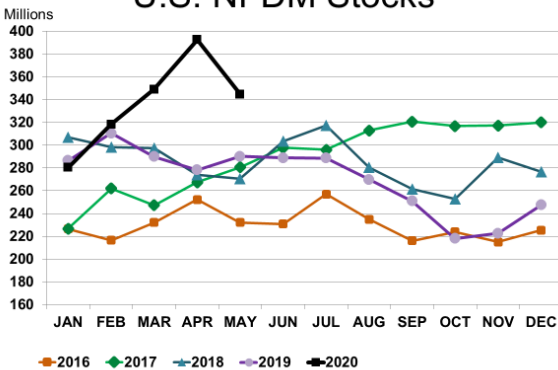
Combined Dry milk products produced in May 2020 was 204.78 million lb. up 2.2% from May 2019 and down 13.1% from last month.

Individual Dry milk products Dry milk products (comparisons in percentage with May 2019) Nonfat dry milk, human 158 million pounds, down 9.2 percent. Skim milk powder 7.1 million pounds, up 76.9 percent.

Skim/NFDM Production



U.S. NFDM Stocks

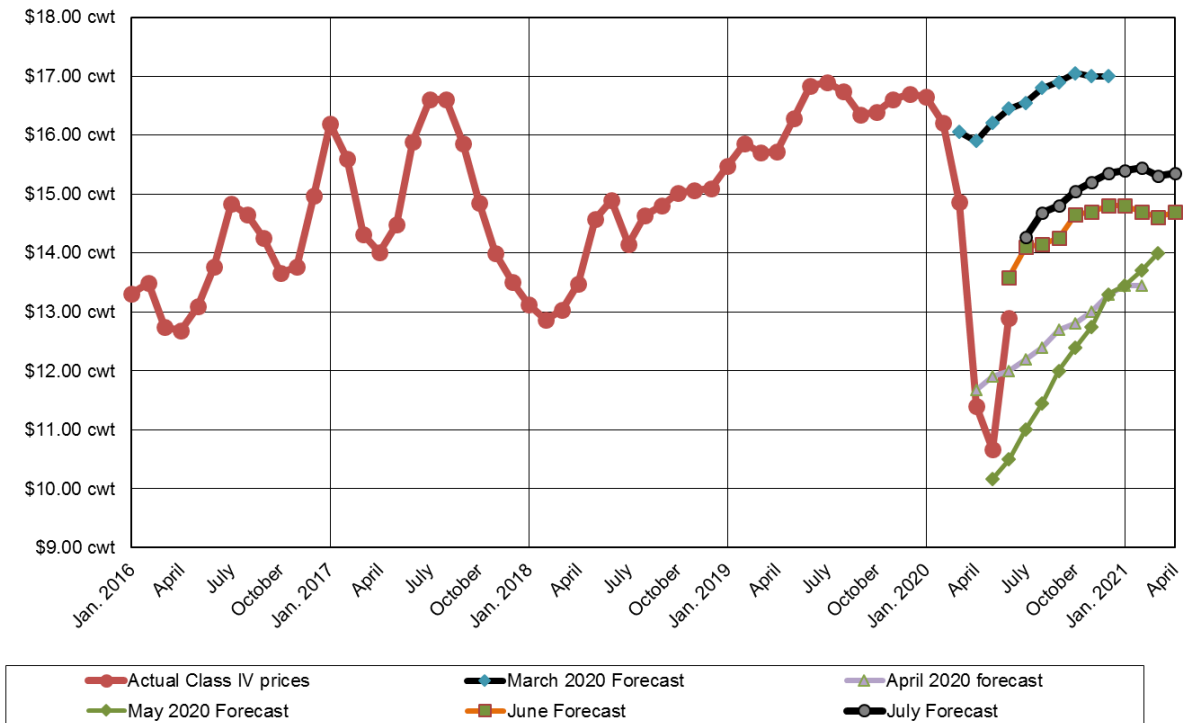


Nonfat Inventory at the end of May 2020 were 290.092 million lbs. up 18.8% from May 2019 and down 12.2% from last month.

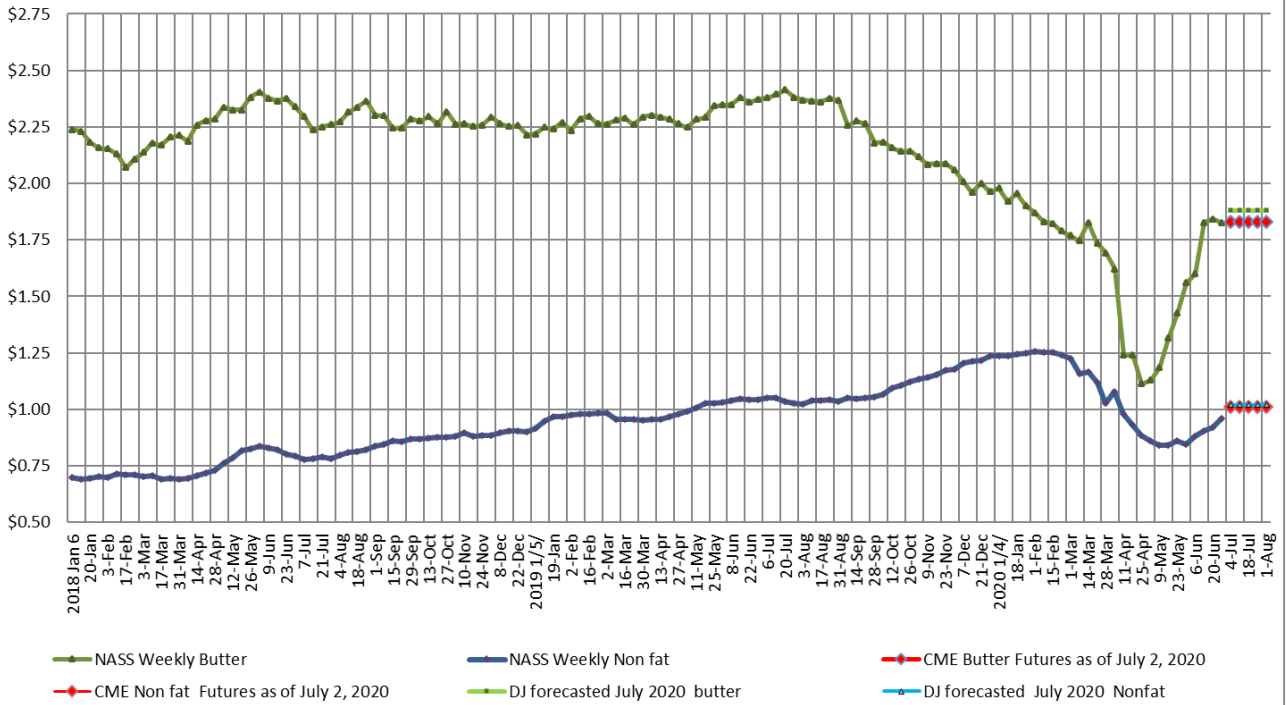
Forecasted Class IV price as of July 2, 2020

Year	Month	Projected class IV price
2020	July	\$14.27
2020	Aug.	\$14.68
2020	Sep	\$14.80
2020	Oct	\$15.05
2020	Nov	\$15.20
2020	Dec	\$15.35
2021	Jan.	\$15.40
2021	Feb.	\$15.45
2021	March.	\$15.30
2021	April	\$15.35

Jan.2016- June 2020 Historic Class IV Prices and VernDale's Class IV Forecast as of July 2, 2020 compared to past months forecasts



Weekly NASS butter and nonfat powder prices Jan 2018 through- June 2020, current CME Futures, and VernDale -Butter and Nonfat powder price forecasts for July 2020 as of July 2, 2020



Dale Johnson