



# Class IV Market News and Summary

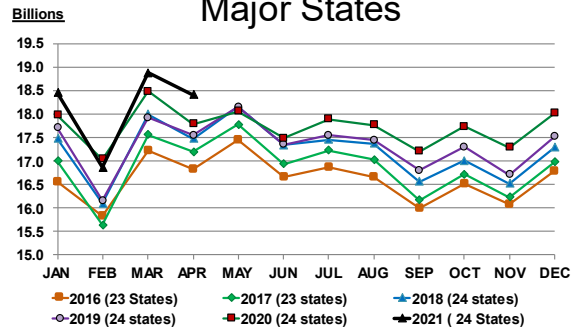
June 4, 2021

The May Class IV price was \$16.16 /cwt. an increase of \$0.74 from the previous month. Class IV projection for next month is \$16.51/cwt.

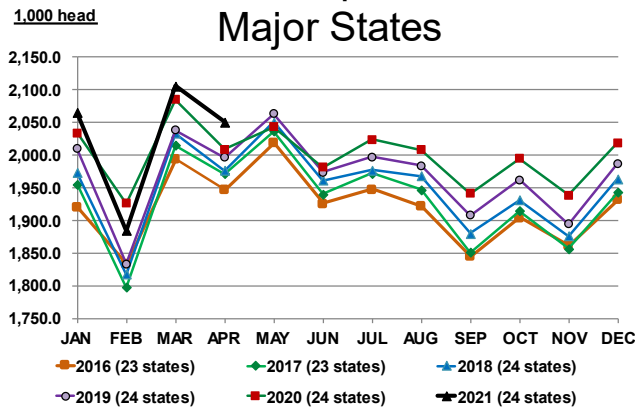
The May Class III price was \$18.96/cwt. an increase of \$1.29 from the previous month. Class III projection for next month is \$17.31/cwt.

Milk production in the 24 major States during April totaled 18.4 billion pounds, down 2.5 % from the previous month and up 3.5 % from the same month Last year

## MILK PRODUCTION in 24 Major States

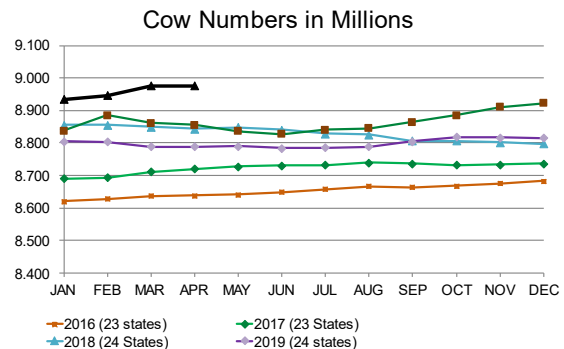


## PRODUCTION per COW in 24 Major States



April Production per cow in the 24 major States averaged 2,051 pounds, down 2.6% from last month and up 2.1% from the same period in 2020.

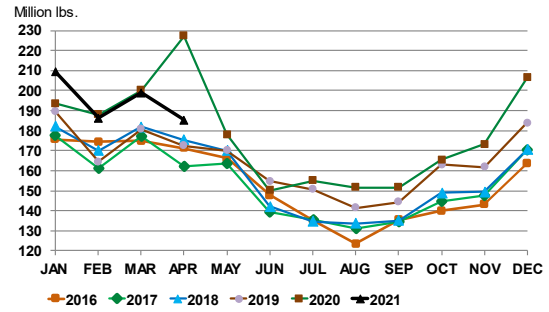
## MILK COWS – 24 MAJOR STATES



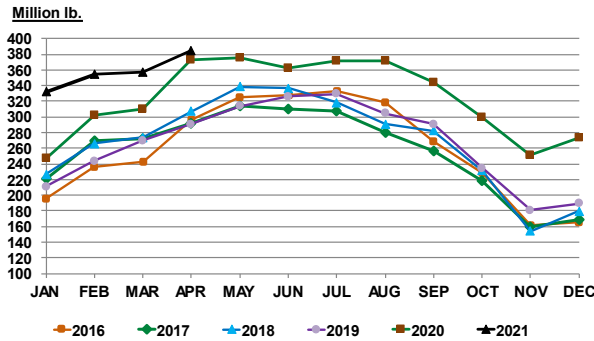
The number of milk cows on farms in April in the 24 major States was 8.976 million head, unchanged from last month and up 1.37% from the same period in 2020,

**Butter production for April** was 185.17 million pounds, down 6.9% from the previous month and down 18.5% from the same period last year.

### U.S. BUTTER PRODUCTION



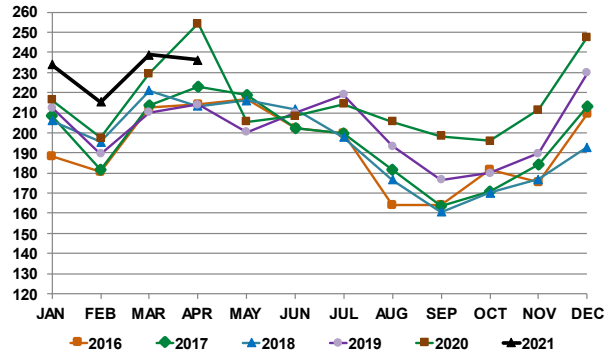
### U.S. BUTTER IN COLD STORAGE



**Butter stocks for April** were 385.3 million lb. up 7.8% from last month and up 3.42% from a year ago.

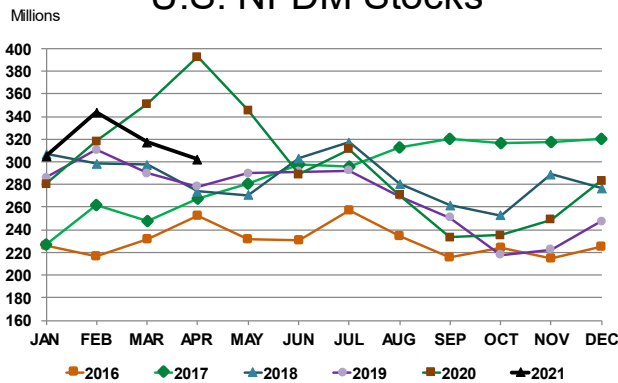
**Combined Nonfat and Skim powder produced in April 2021** was 236.21 million lb. down 1.1% from the previous month, and down 7.1% from the same period last year.

### Skim/NFDM Production



**Individual Dry milk products** Dry milk products (comparisons in percentage with April 2020) Nonfat dry milk, human 195 million pounds, down 4.0 %. Skim milk powder 41.6 million pounds, down 19.4%.

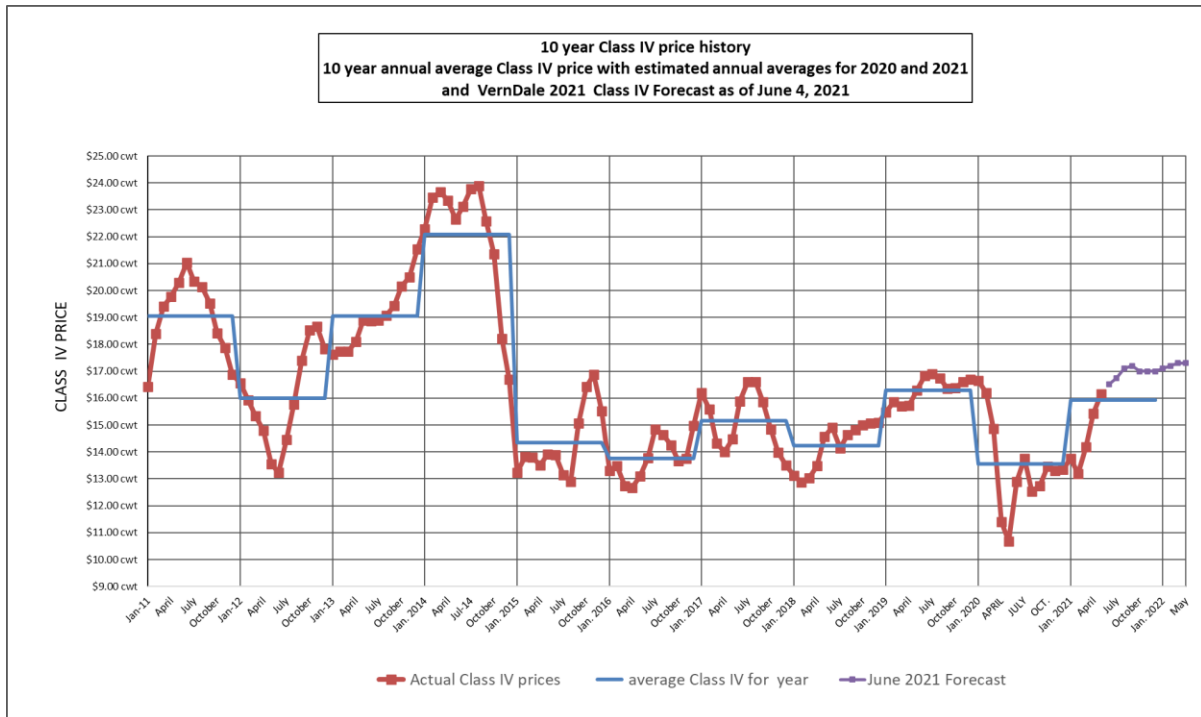
### U.S. NFDM Stocks

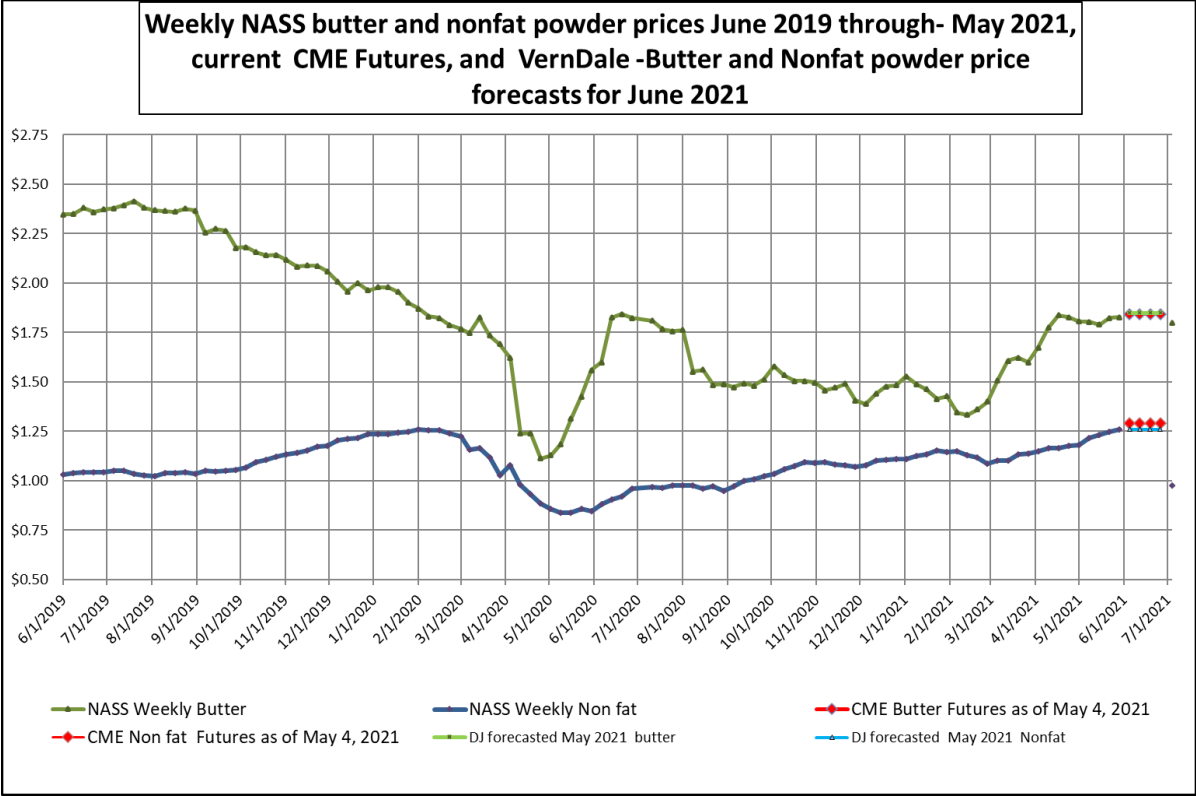


**Nonfat Inventory** at the end of April 2021 was 302.047 million lbs. down 4.7 from the previous month, and down 23.1% from the same period last year

Forecasted Class IV price as of June 4, 2021.

Year	Month	Projected class IV price
2021	June	\$16.51
2021	July	\$16.75
2021	August	\$17.10
2021	September	\$17.20
2021	October	\$17.00
2021	November	\$17.00
2021	December	\$17.00
2022	Jan.	\$17.10
2022	Feb.	\$17.20
2022	March.	\$17.30
2022	April	\$17.30





Dale Johnson