



Class IV Market News and Summary

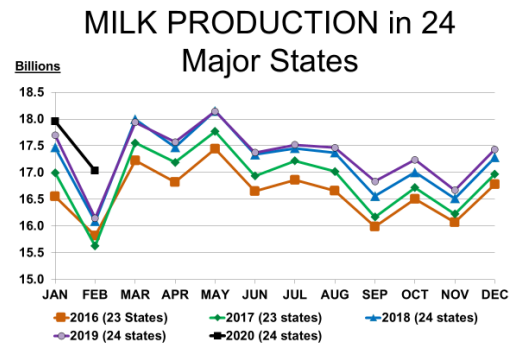
April 3, 2020

The March Class IV price was \$14.87/cwt. Down \$1.33/cwt. from the previous month. Class IV projection for April is \$11.67 Yikes!!!

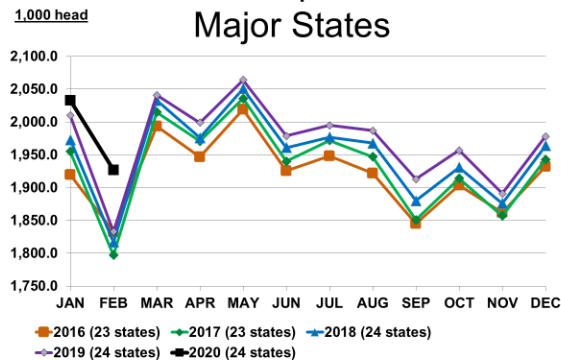
The March Class III price was \$16.25/cwt. down \$0.75/cwt. from the previous month. Class III projection for April is \$14.86/cwt.

February Milk Production up 5.6 Percent

Milk production in the 24 major States during February totaled 17.0 billion pounds, up 5.6 Percent from February 2019. However, adjusting production for the additional day due to leap year causes February milk production to be up 2.0 percent on a per day basis.



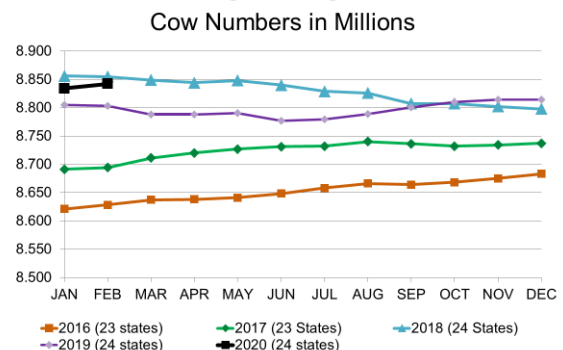
PRODUCTION per COW in 24 Major States



Production per cow in the 24 major States for February 2020 averaged 1,927 pounds for February, 94 pounds above February 2019. When production is adjusted for the additional day due to leap year, February production per cow is 27 pounds above February 2019 on a per day basis.

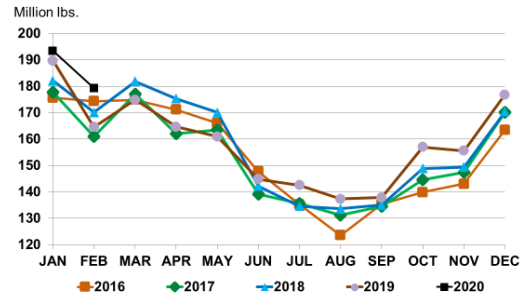
The number of milk cows on farms in the 24 major States in February 2020 was 8.84 million head, 39,000 head more than February 2019, and 8,000 head more than January 2020.

MILK COWS – 24 MAJOR STATES

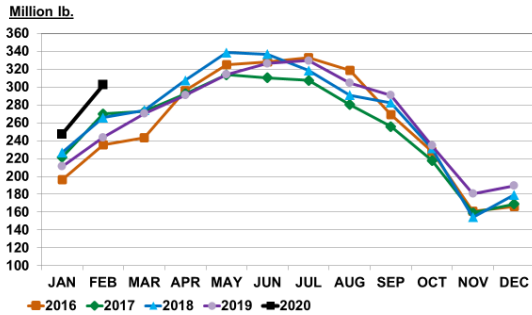


Butter production for February (Without adjustment for the extra day in February this year) was 179.2 million lbs. up 8.9% from last year. and down 7.39% from last month.

U.S. BUTTER PRODUCTION

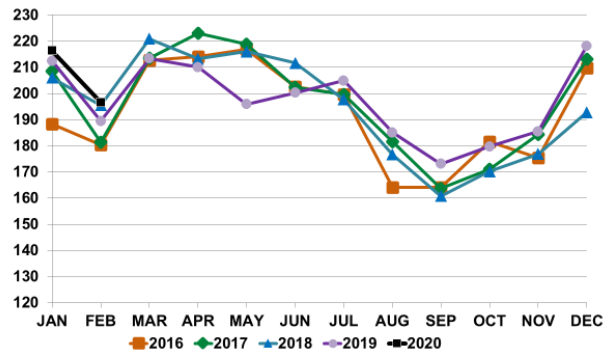


U.S. BUTTER IN COLD STORAGE



Butter stocks for February 2020 were 302.3 million lbs. up 22 percent from last month and up 24 percent from a year ago.

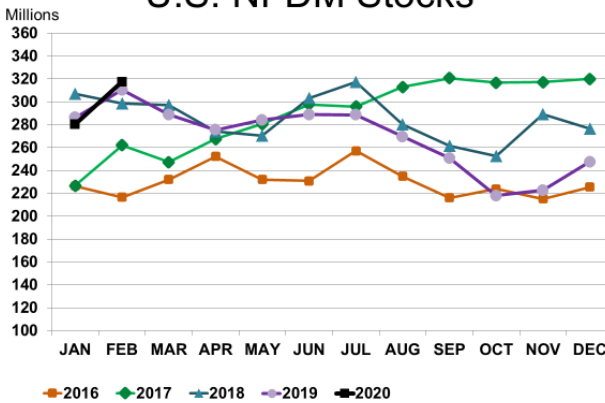
Skim/NFDM Production



Combined Dry milk products produced in February 2020 were 196.562 million lb. up 3.7% from February 2019 and down 9.2% from last month.

Dry milk products, production for February 2020 (compared with February 2019). Nonfat dry milk, human 156 million pounds, up 1.5 percent. Skim milk powder 40.4 million pounds, up 13.5 percent.

U.S. NFDM Stocks

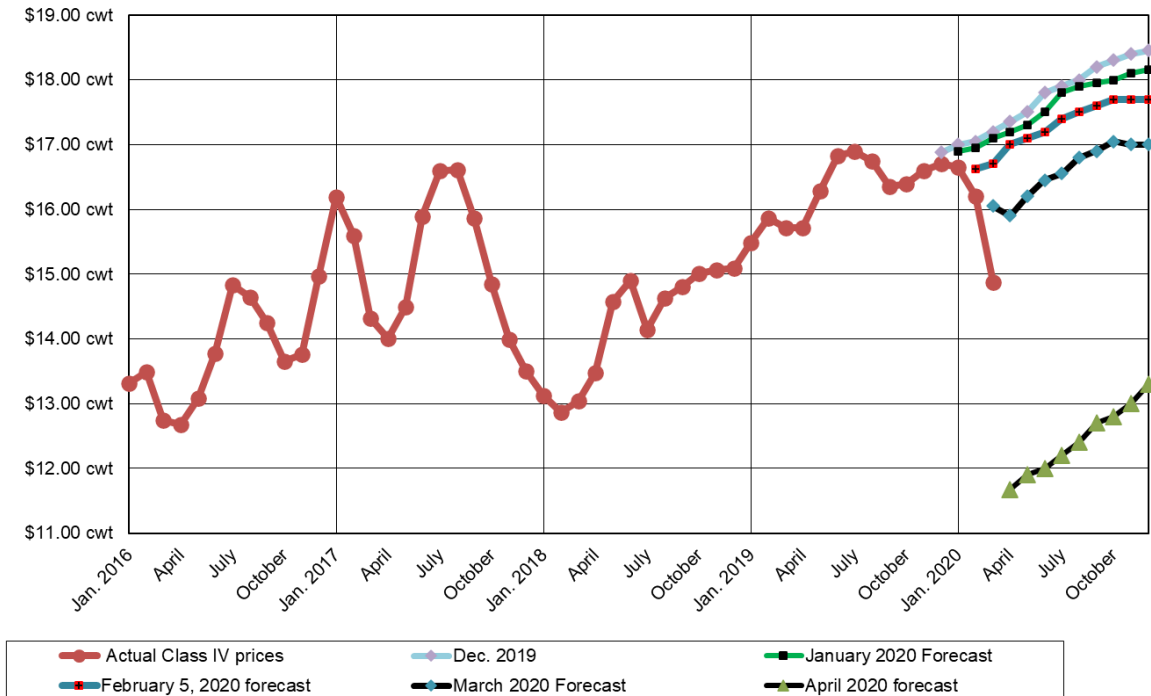


Nonfat Inventory at the end of February 2020 was 317.508 million lbs. up 2.3% from February 2019 and up 13.22.8% from last month.

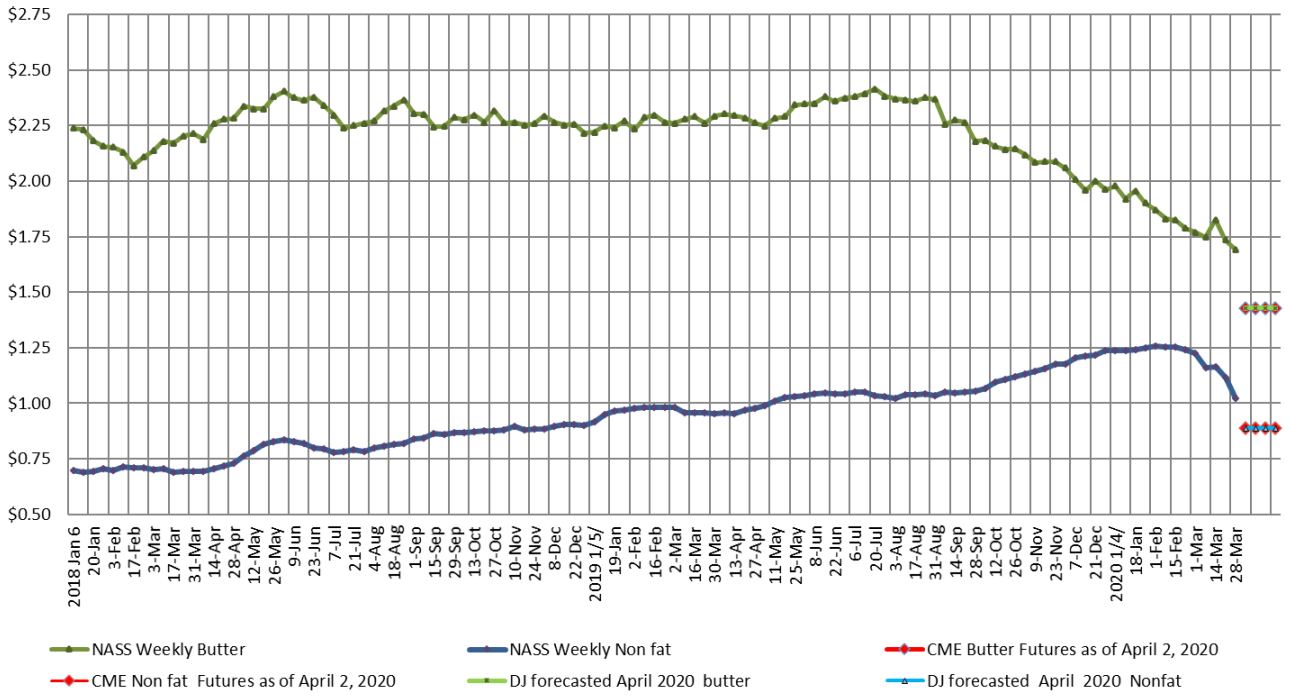
Forecasted Class IV price as of April 3, 2020

Year	Month	Projected class IV price
2020	April	\$11.67
2020	May	\$11.90
2020	June	\$12.00
2020	July	\$12.20
2020	Aug.	\$12.40
2020	Sep	\$12.70
2020	Oct	\$12.80
2020	Nov	\$13.00
2020	Dec	\$13.30

2016 - March 2020 Historic Class IV Prices and VernDale's Class IV Forecast as of April 2, 2020 compared to past months forecasts



Weekly NASS butter and nonfat powder prices Jan 2018 through- March 2020, current CME Futures, and VernDale -Butter and Nonfat powder price forecasts for April 2020



Dale Johnson