



# Class IV Market News and Summary

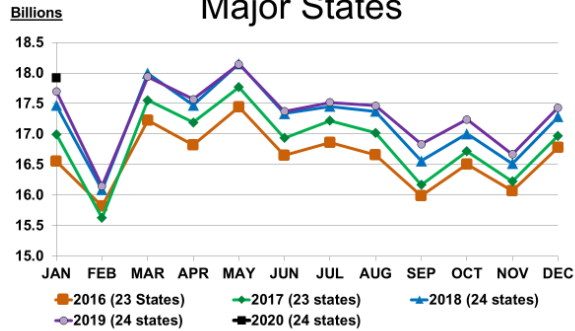
March 5, 2020

**The February Class IV price was \$16.20/cwt.** Down \$0.45/cwt. from the previous month. Class IV projection for March is \$16.05

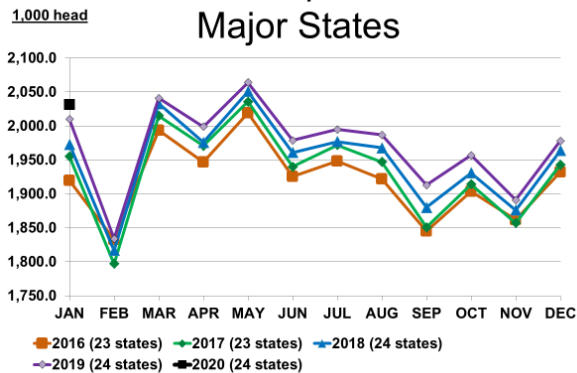
**The February Class III price was \$17.00/cwt.** down \$0.05/cwt. from the previous month. Class III projection for March is \$16.30/cwt.

**January Milk Production up 1.2 Percent**  
**Milk production** in the 24 major States during January totaled 17.9 billion pounds, up 1.2 percent from January 2019 and up 2.77% from last month

**MILK PRODUCTION in 24 Major States**



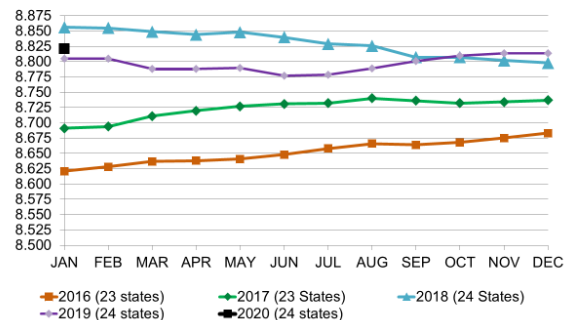
**PRODUCTION per COW in 24 Major States**



**Production per cow** in the 24 major States for January 2020 averaged 2,031 pounds, 21 pounds above January 2019.

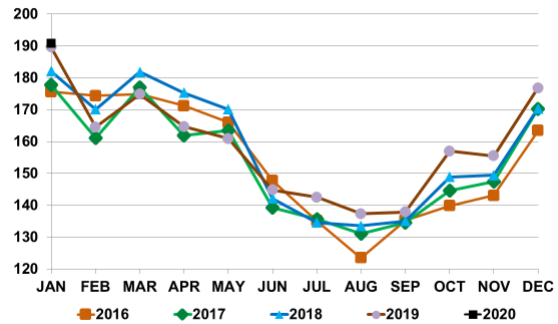
**The number of milk cows** on farms in the 24 major States for January 2020 was 8.82 million head, 16,000 head more than January 2019, and 5,000 head more than December 2019.

**MILK COWS – 24 MAJOR STATES**  
 Cow Numbers in Millions



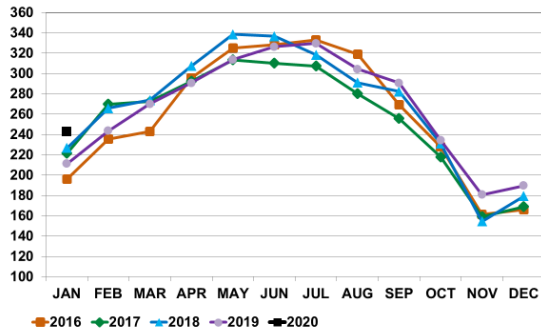
**Butter production** for January was 190.746 million lbs. up 0.6% from last year and up 7.9% from last month

### U.S. BUTTER PRODUCTION

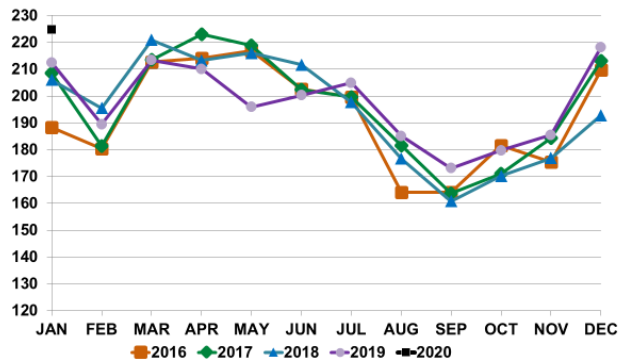


**Butter stocks** on January 31, 2020 were 242.68 million lbs. up 28 percent from last month and up 15 percent from a year ago.

### U.S. BUTTER IN COLD STORAGE

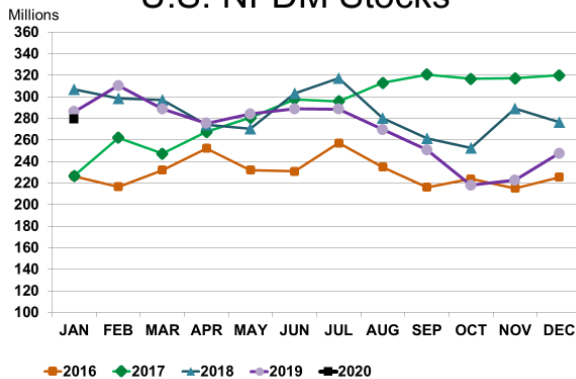


### Skim/NFDM Production



**Combined Dry milk products produced in January** were 224.739 million lb. up 5.8% from Jan. 2019 and up 3.0% from last month. Dry milk production broken down - Nonfat dry milk, production was 173 million pounds, up 0.3 percent. - Skim milk powder production was 51.5 million pounds, up 29.5% from a year ago.

### U.S. NFDM Stocks

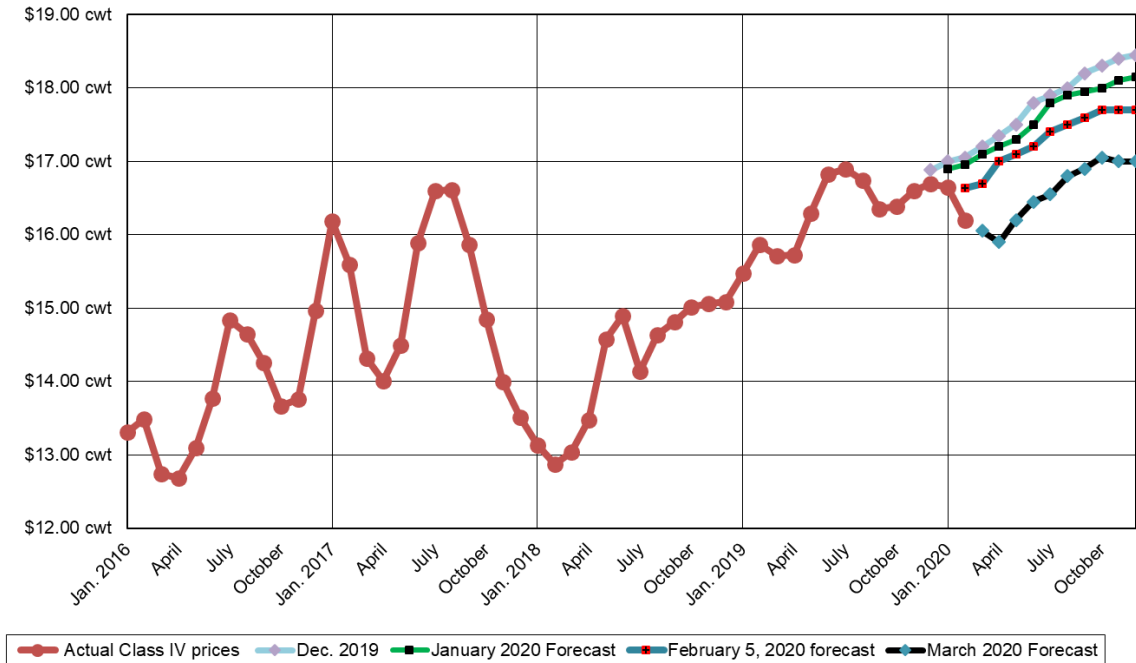


**Nonfat Inventory** at the end of January was 279.19 million lbs. down 2.5% from January 2019 and up 12.8% from last month.

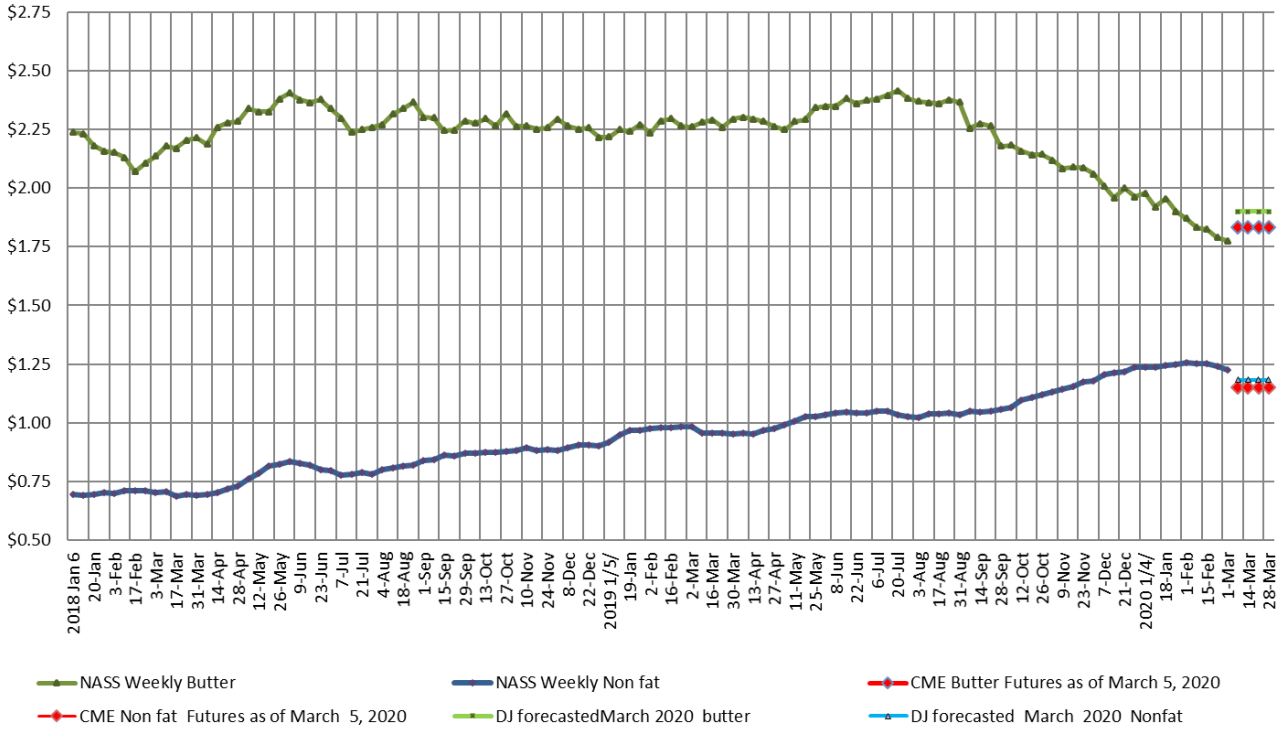
Forecasted Class IV price as of March 5, 2020

Year	Month	Projected class IV price
2020	March	\$16.05
2020	April	\$15.90
2020	May	\$16.20
2020	June	\$16.45
2020	July	\$16.55
2020	Aug.	\$16.80
2020	Sep	\$16.90
2020	Oct	\$17.05
2020	Nov	\$17.00
2020	Dec	\$17.00

2016 - Feb. 2020 Historic Class IV Prices and VernDale's Class IV Forecast as of March 5, 2020 compared to past months forecasts



### Weekly NASS butter and nonfat powder prices Jan 2018 through- February 2020, current CME Futures, and VernDale -Butter and Nonfat powder price forecasts for March 2020



Dale Johnson