



Class IV Market News and Summary

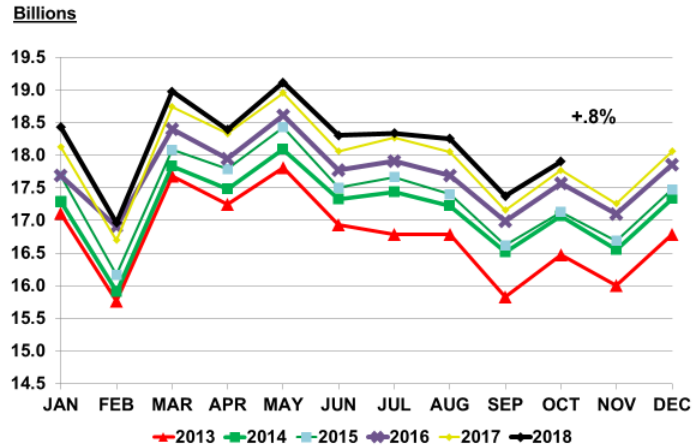
December 6, 2018

The November Class IV price was \$15.06 up \$0.005 cwt. from last month. Class IV projection for December is \$15.00.

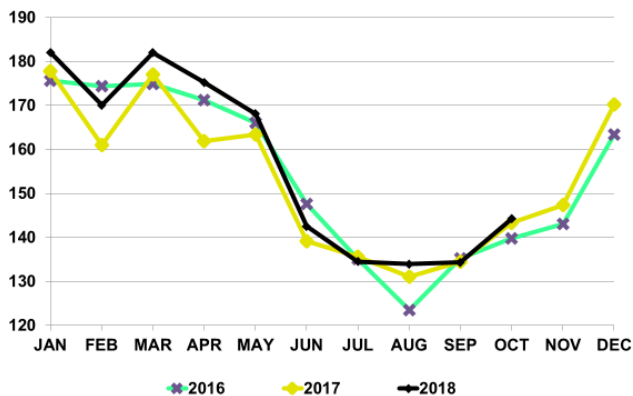
The November Class III price was \$14.44. down \$1.09 cwt. from last month. Class III projection for December is \$14.14.

Milk production in the 23 major States during was, up 1.0 percent from October 2017. Production per cow in the 23 major States averaged 1,934 pounds for October, 20 pounds above October 2017. The number of milk cows on farms in the 23 major States was 8.72 million head, 8,000 head less than October 2017, and 1,000 head less than September 2018.

U.S. MILK PRODUCTION



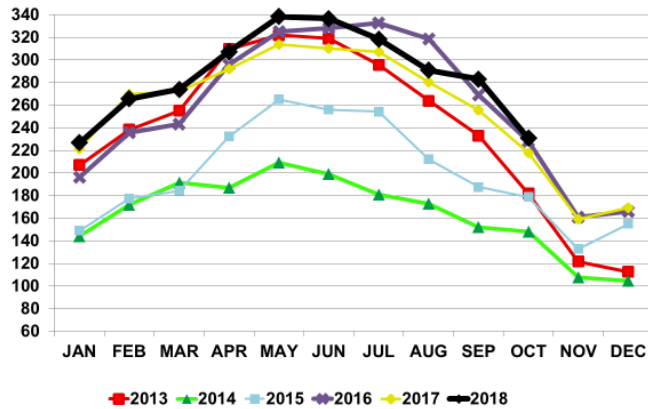
U.S. BUTTER PRODUCTION



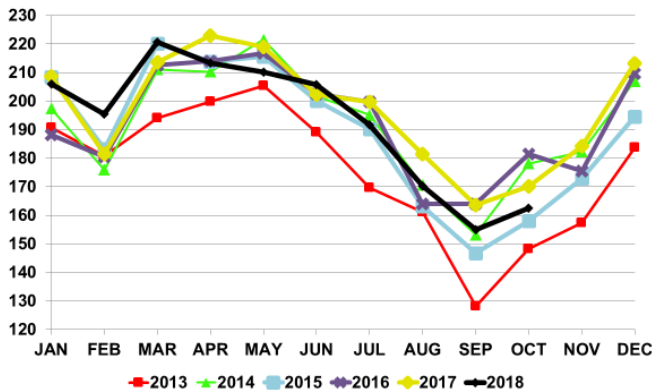
Butter production for October was 144 million pounds, 0.3 percent below October 2017 but 0.7 percent above September 2018.

Butter storage U.S. butter stocks declined 52.5 million pounds from September to October, the largest decline in 25 years, according to USDA's latest Cold Storage report. On Oct. 31, U.S. butter stocks totaled 230.7 million pounds, 18.5% less than September but still 5.9% more than a year ago.

U.S. BUTTER IN COLD STORAGE



Skim/NFDM Production

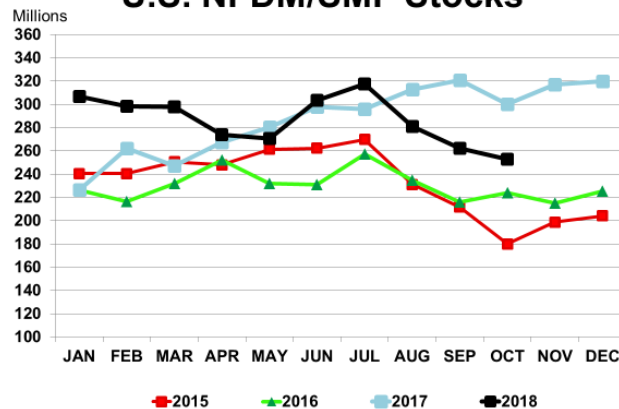


Combined Dry milk products for October compared to October 2017

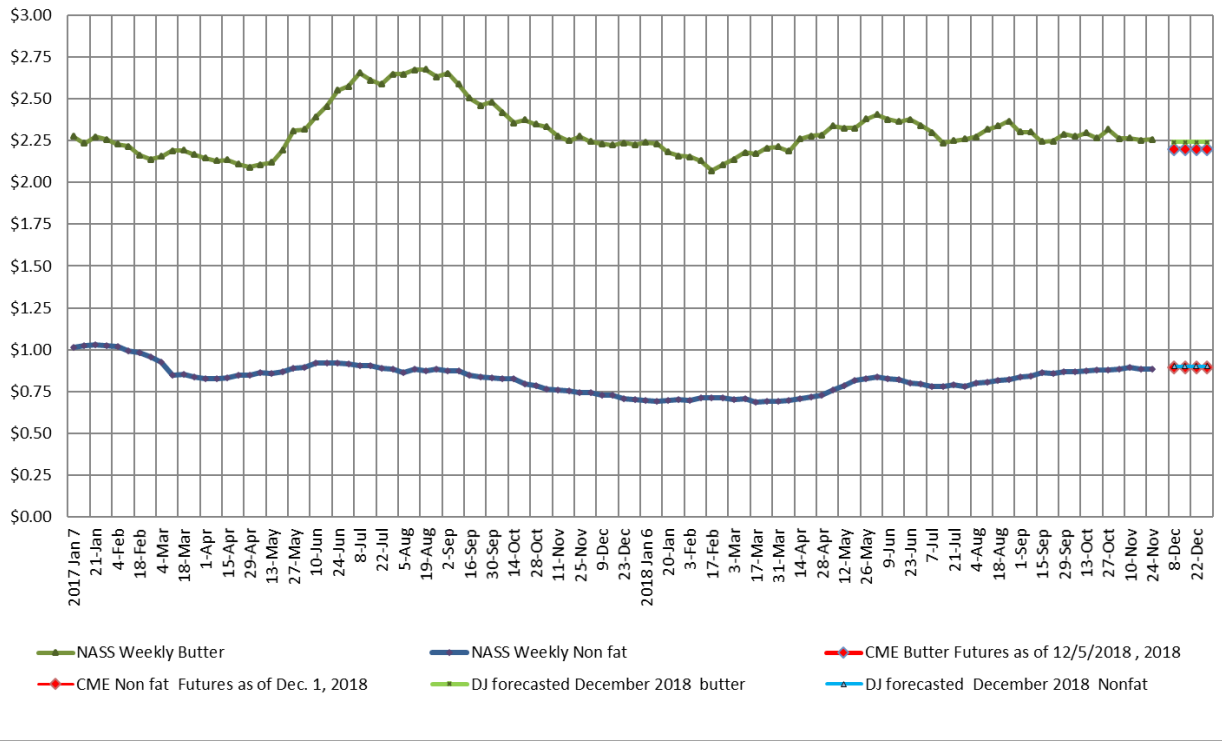
Nonfat dry milk, 125 million pounds, down 13.6 percent. And Skim milk powder production of 37.5 million pounds, up 44.5 percent.

Nonfat stocks at the end of October are down 3% September 2018 total. And down 20% from October 2017.

U.S. NFDM/SMP Stocks



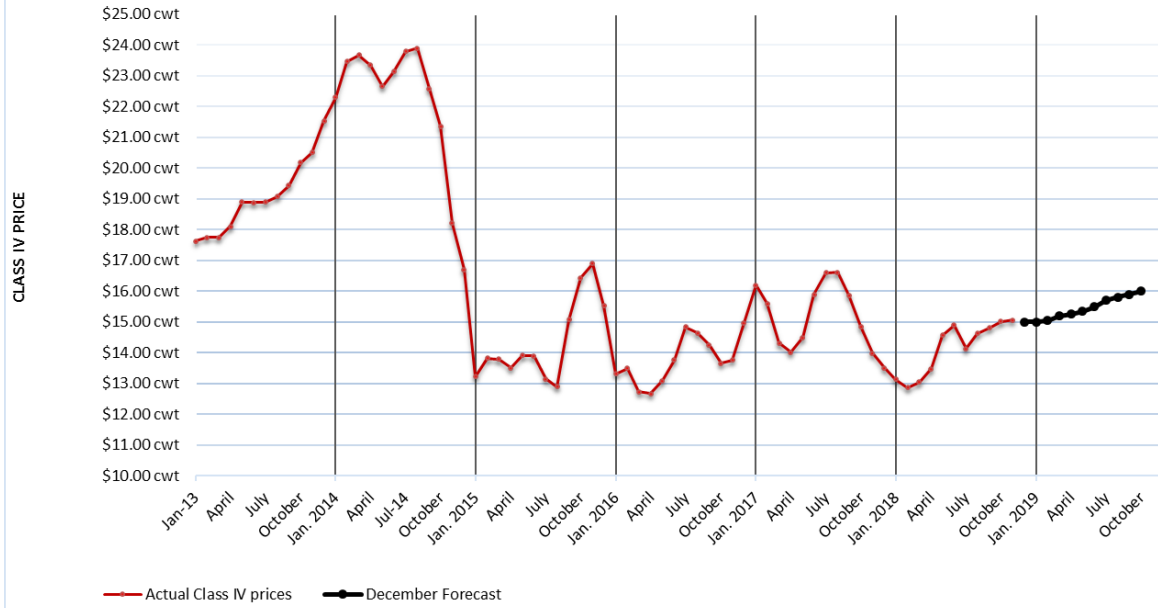
Weekly NASS butter and nonfat powder prices Jan 2017- November, 2018, and CME Futures, and VernDale, forecasted Butter and Nonfat powder price ave. for December 2018



Projected Class IV price's as of Dec 4, 2018

Year	Month	Projected classIV price
2018	December	\$15.00
2019	Jan	\$15.00
2019	Feb	\$15.05
2019	March	\$15.20
2019	April	\$15.25
2019	May	\$15.35
2019	June	\$15.50
2019	July	\$15.70
2019	August	\$15.80
2019	September	\$15.90
2019	October	\$16.00

**6 year Class IV price history ,
December 5, 2018 and VernDale Class IV Forecast for 2019,**



Dale Johnson