



Class IV Market News and Summary

May 5, 2016

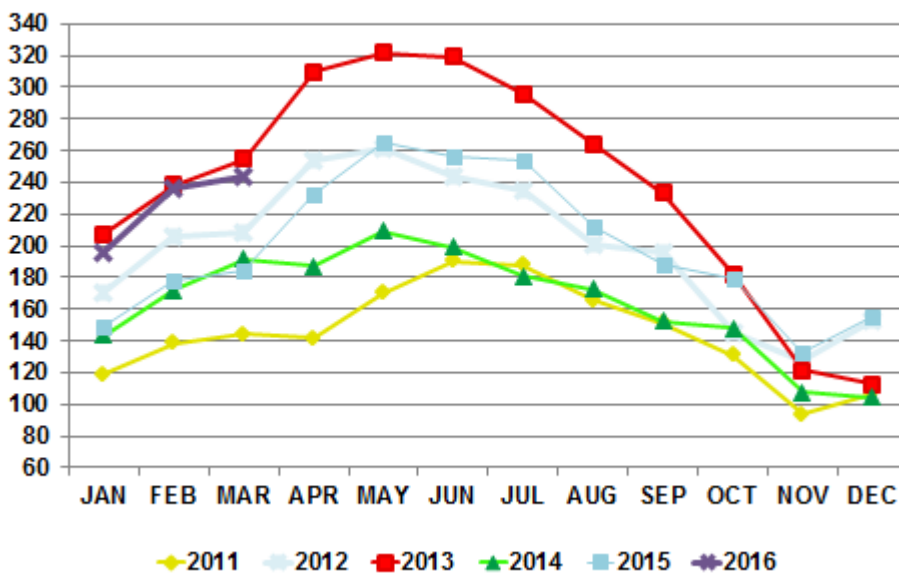
The April Class IV price was \$12.68/cwt. down \$0.06/cwt. from the previous month. Class IV projection for May is \$13.18 /cwt.

The April Class III price was \$13.63/cwt. a decrease of \$0.11/cwt. from the previous month. Class III projection for May is \$13.20 /cwt.

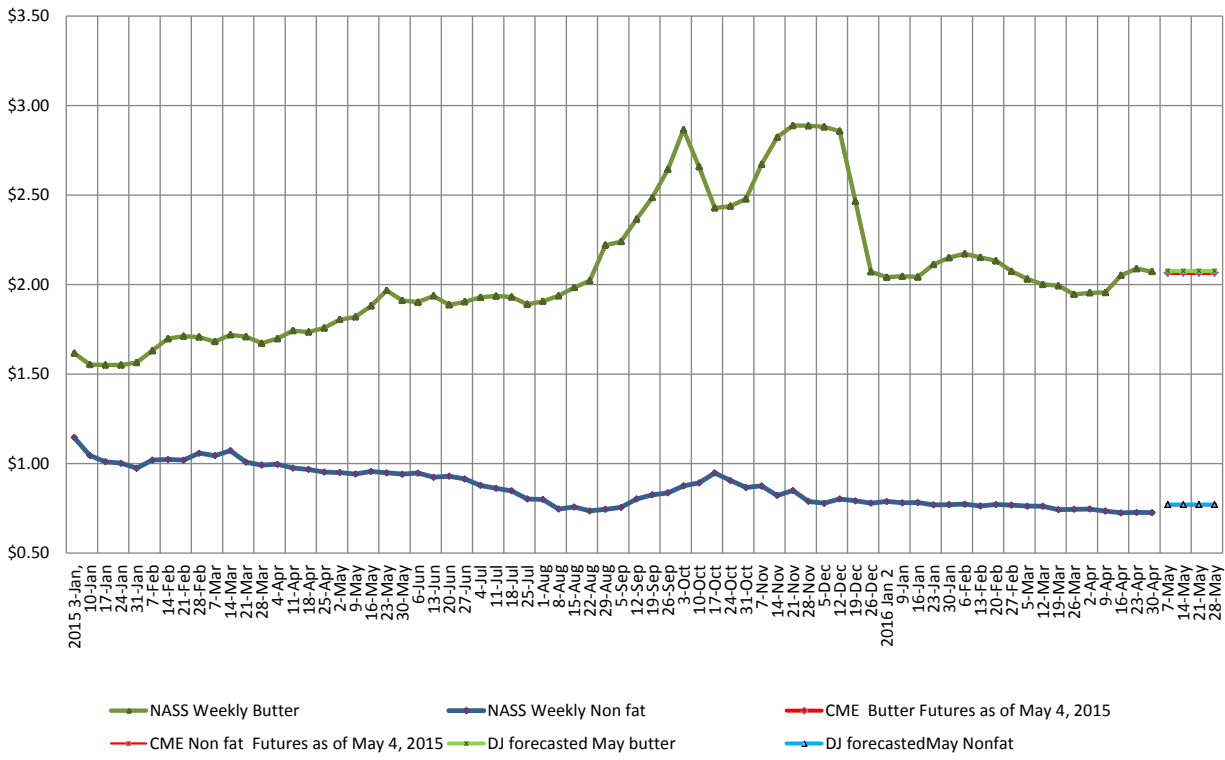
Milk production in the 23 major States during March totaled 17.2 billion pounds, up 1.8 percent from March 2015. Production per cow in the 23 major States averaged 1,993 pounds for March, 31pounds above March 2015. The number of milk cows on farms in the 23 major States was 8.64 million head, 19,000 head more than March 2015, and 9,000 head more than February 2016

U.S. BUTTER IN COLD STORAGE

Butter stocks Butter stocks were up 3 percent from last month and up 32 percent from a year ago.



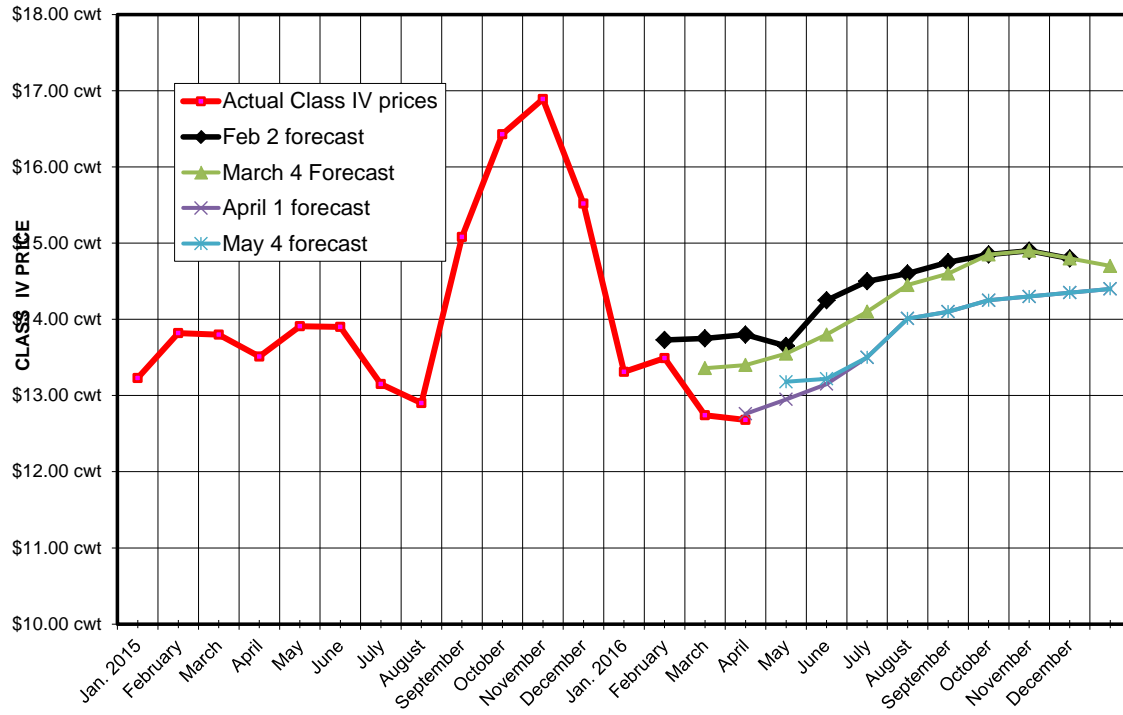
**Weekly NASS butter and nonfat powder prices,
CME Futures prices, and VernDale forecasted monthly prices
as of May 4, 2016**



VernDale Class IV forecast as of March 31, 2016

Year	Month	Projected class IV price
2016	May	\$13.18
2016	Jun	\$13.22
2016	Jul	\$13.50
2016	Aug	\$14.01
2016	Sep	\$14.10
2016	Oct	\$14.25
2016	Nov	\$14.30
2016	Dec	\$14.35
2017	Jan	\$14.40

May 4, 2016 VernDale Class IV Forecast vs. Past Months Forecasts



Dale Johnson