



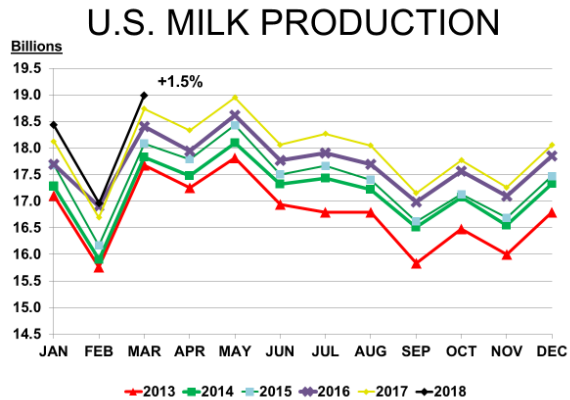
Class IV Market News and Summary

May 3, 2018

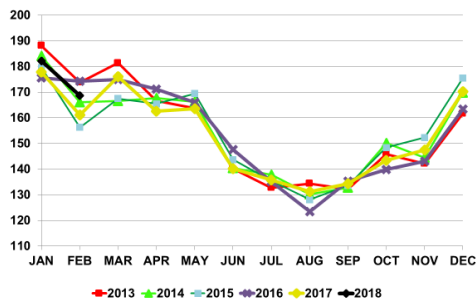
The April Class IV price was \$13.48. Up \$0.44 cwt. from last month. Class IV projection for May is \$15.10.

The April Class III price was \$14.47. Up \$0.25 cwt. from last month. Class III projection for May is \$14.46.

Milk production in the 23 major States during March was, up 1.5 percent from March 2017. February revised production at 15.9 billion pounds, was up 1.8 percent from February 2017. Production per cow in the 23 major States for March was up 22 pounds above March 2017. The number of milk cows on farms in the 23 major States was 8.74 million head, 29,000 head more than March 2017, but 2,000 head less than February 2018.



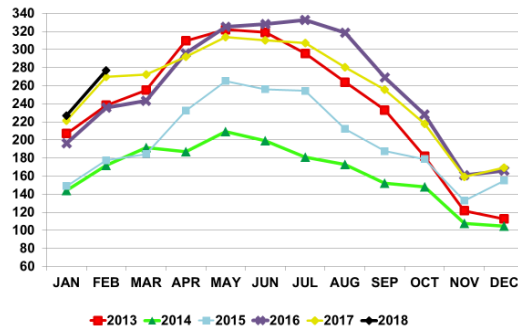
U.S. BUTTER PRODUCTION



Butter production in February was 169 million pounds, 4.7 percent above February 2017 but 7.4 percent below January 2018.

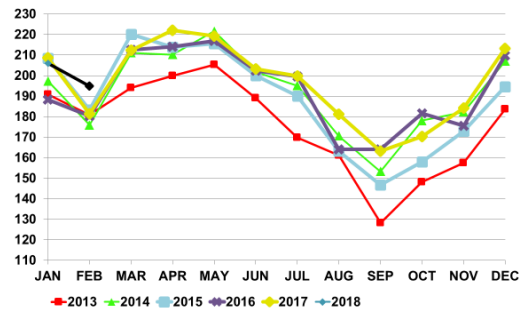
Butter stocks were up 3 percent from last month and up slightly from a year ago. 1.1 million pounds more than last year's March position.

U.S. BUTTER IN COLD STORAGE

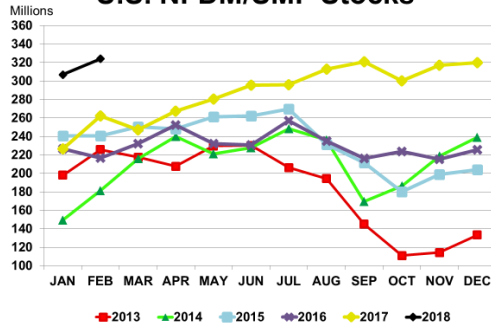


Dry milk Production (comparison with February 2017) Nonfat dry milk, human 159 million pounds, up 12.1 percent. Skim milk powder 36.5 million pounds, down 8.9 percent.

Skim/NFDM Production

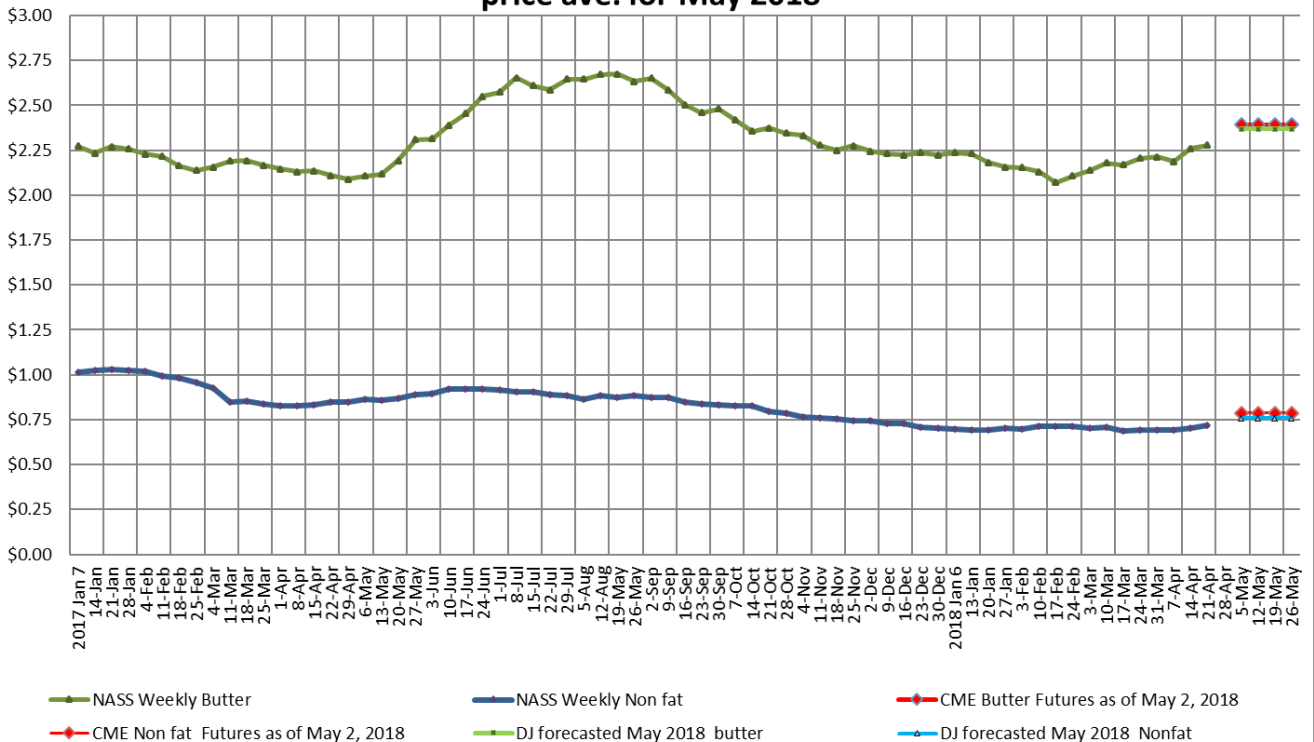


U.S. NFDM/SMP Stocks



Dry milk powder stocks at the end of February are up 61.9 million pounds more than last year's February. This inventory represents about 8 weeks of production.

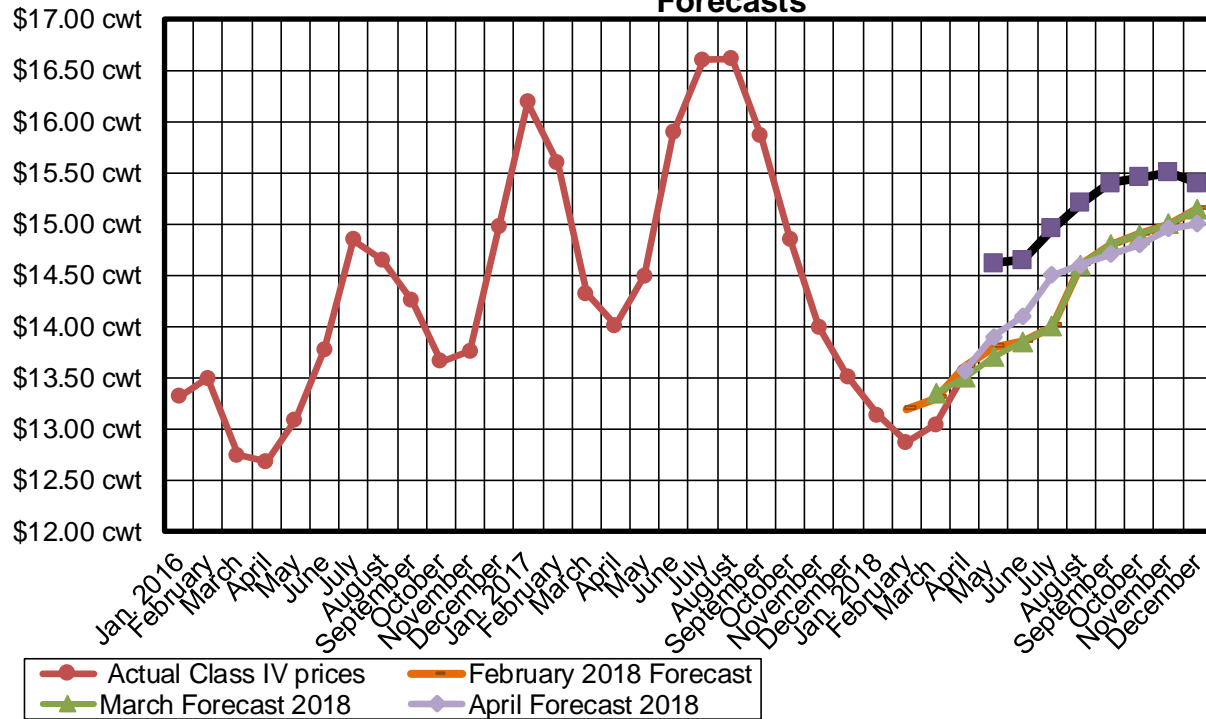
Weekly NASS butter and nonfat powder prices Jan 2017- April, 2018, and CME Futures, and VernDale, forecasted Butter and Nonfat powder price ave. for May 2018



Projected Class IV prices as May 3, 2018

Year	Month	Projected classIV price
2018	May	\$14.62
2018	June	\$14.65
2018	July	\$14.95
2018	August	\$15.20
2018	September	\$15.40
2018	October	\$15.45
2018	November	\$15.50
2018	December	\$15.40

May 3, 2018 VernDale Class IV Forecast vs. Past Months Forecasts



Dale Johnson