



Class IV Market News and Summary

April 1, 2016

The March Class IV price was \$12.74/cwt. down \$0.75/cwt. from the previous month. Class IV projection for April is \$12.76 /cwt.

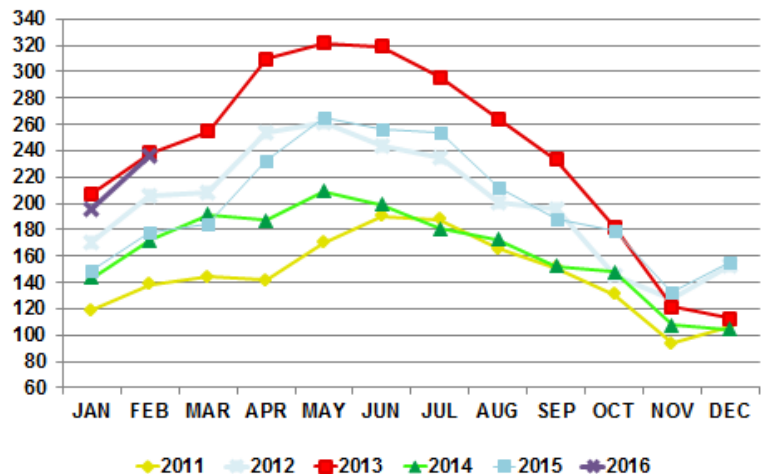
The March Class III price was \$13.74/cwt. a decrease of \$0.06/cwt. from the previous month. Class III projection for April is \$13.76 /cwt.

Milk production in the 23 major States during February totaled 15.8 billion pounds, up 4.6 percent from February 2015. However, adjusting production for the additional day due to leap year causes February milk production to be up 1.0 percent on a per day basis. Production per cow in the 23 major States averaged 1,833 pounds for February, 79 pounds above February 2015. When production is adjusted for the additional day due to leap year, February production per cow is 16 pounds above February 2015 on a per day basis.

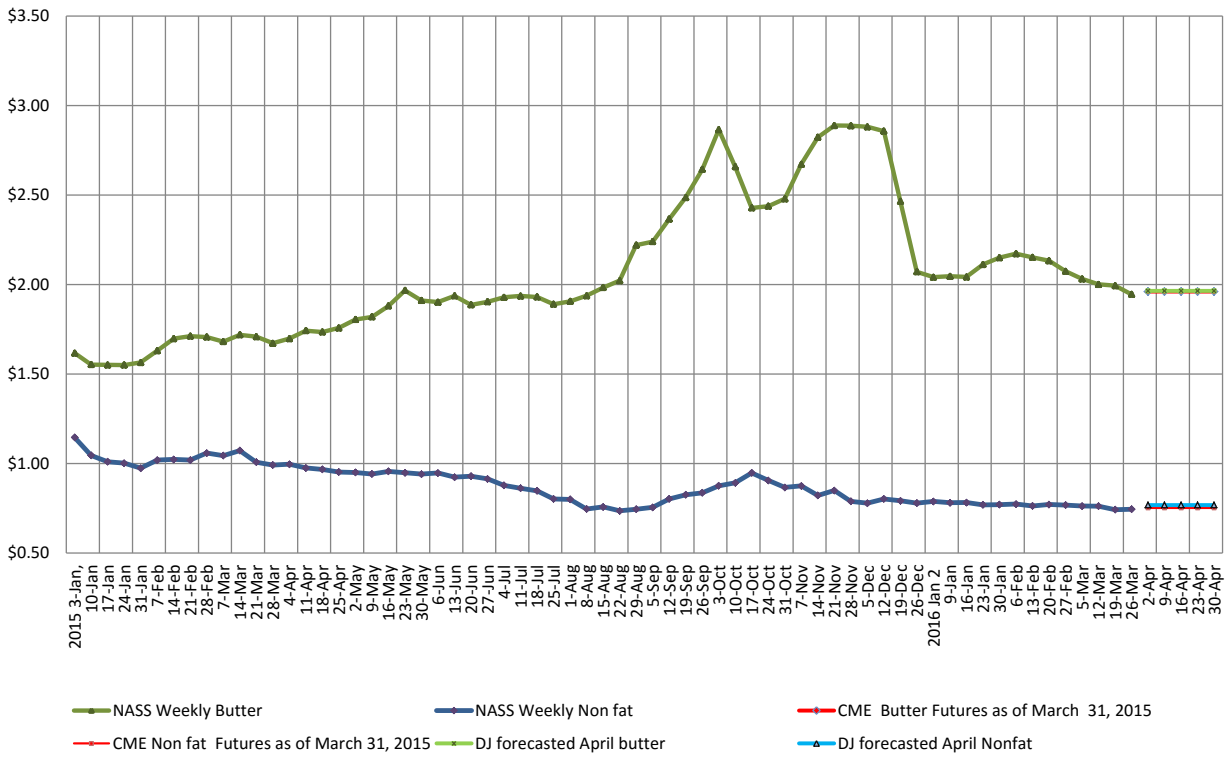
Butter and milk powder production for February will not be released in time to be included in this report.

Butter stocks Butter storage at the end of February is running 58.1 million pounds ahead of last year's February's position, and nearly even with the position seen at the end of February 2013. The inventory level represents about 5.9 weeks' worth of production.

U.S. BUTTER IN COLD STORAGE



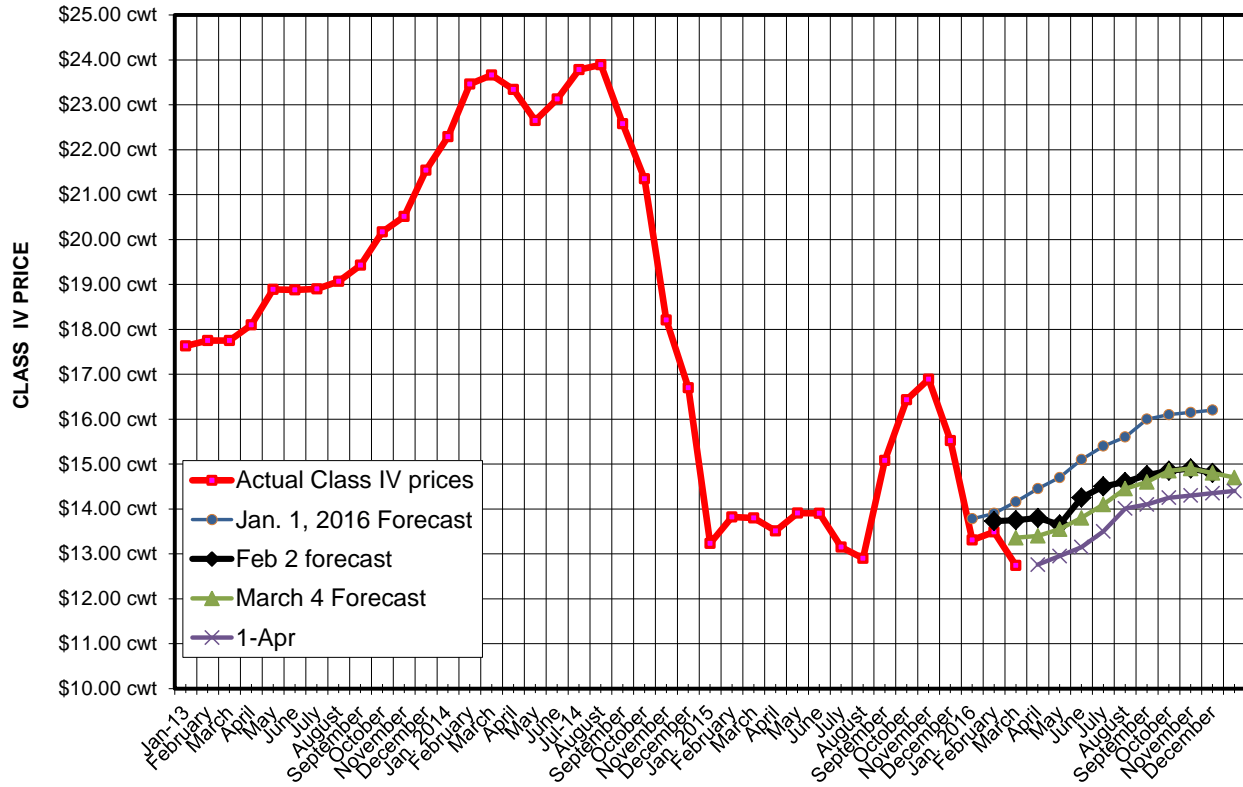
**Weekly NASS butter and nonfat powder prices,
CME Futures prices, and VernDale forecasted monthly prices
as of March 31, 2016**



VernDale Class IV forecast as of March 31, 2016

2016	Apr	\$12.76
2016	May	\$12.95
2016	Jun	\$13.15
2016	Jul	\$13.50
2016	Aug	\$14.01
2016	Sep	\$14.10
2016	Oct	\$14.25
2016	Nov	\$14.30
2016	Dec	\$14.35
2017	Jan	\$14.40

March 31, 2016 VernDale Class IV Forecast vs. Past Months Forecasts



Dale Johnson