



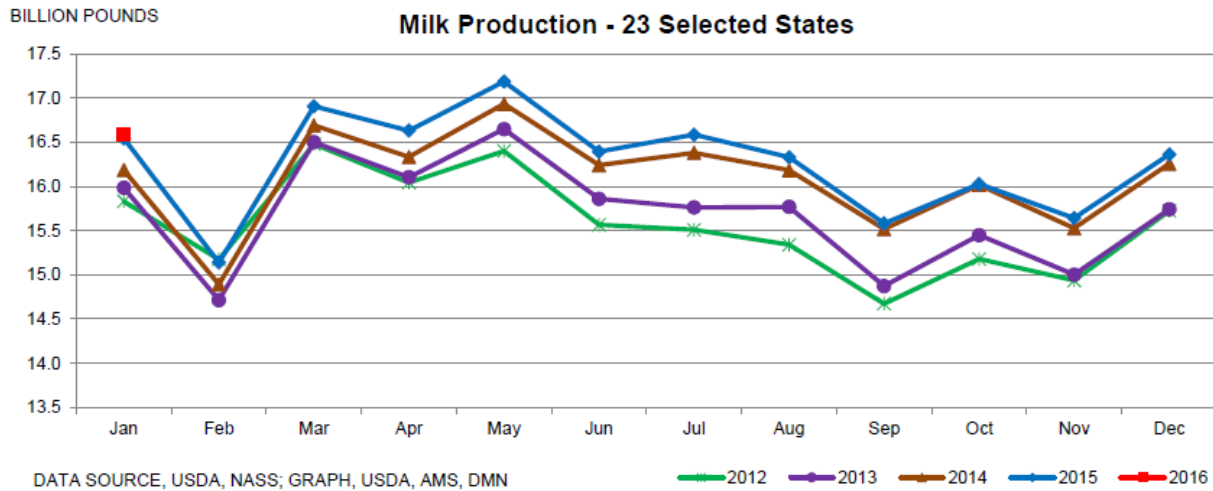
Class IV Market News and Summary

March 4, 2016

The February Class IV price was \$13.49/cwt. down \$0.18/cwt. from the previous month. Class IV projection for March is \$13.36 /cwt.

The February Class III price was \$13.80/cwt., an increase of \$0.08/cwt. from the previous month. Class III projection for March is \$13.66 /cwt.

January Milk production in the 23 major States totaled 16.6 billion pounds, up 0.3 percent from January 2015. Production per cow in the 23 major States averaged 1,923 pounds for January, 4 pounds above January 2015. This is the highest production per cow for the month of January since the 23 State series began in 2003. The number of milk cows on farms in the 23 major States was 8.63 million head, 6,000 head more than January 2015, but 11,000 head less than December 2015.

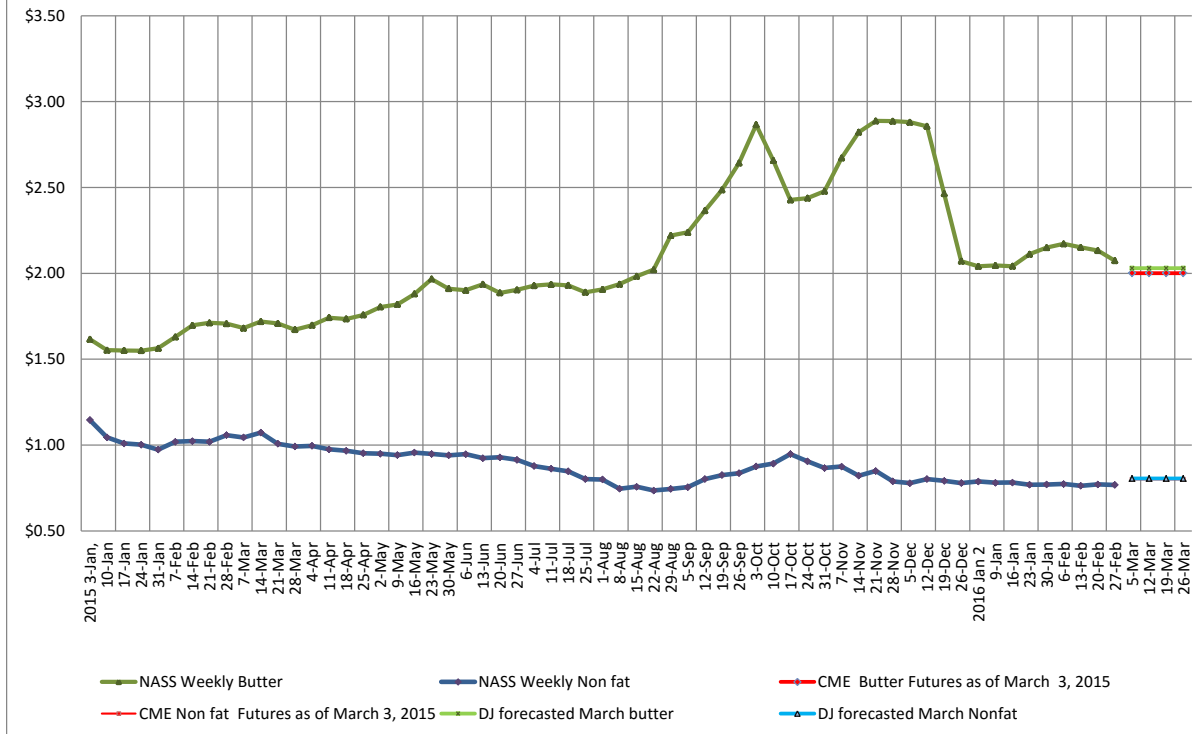


Butter production Butter production was 176 million pounds, 2.1 percent below January 2015 but 1.6 percent above December 2015.

Butter stocks as of January 31 were up 26 percent from last month and up 32 percent from a year ago.

Dry milk powders production released March 3, Dry milk powders (comparisons with January 2015) Nonfat dry milk, human - 136 million pounds, down 17.4 percent. Skim milk powders - 51.2 million pounds, up 17.3 percent.

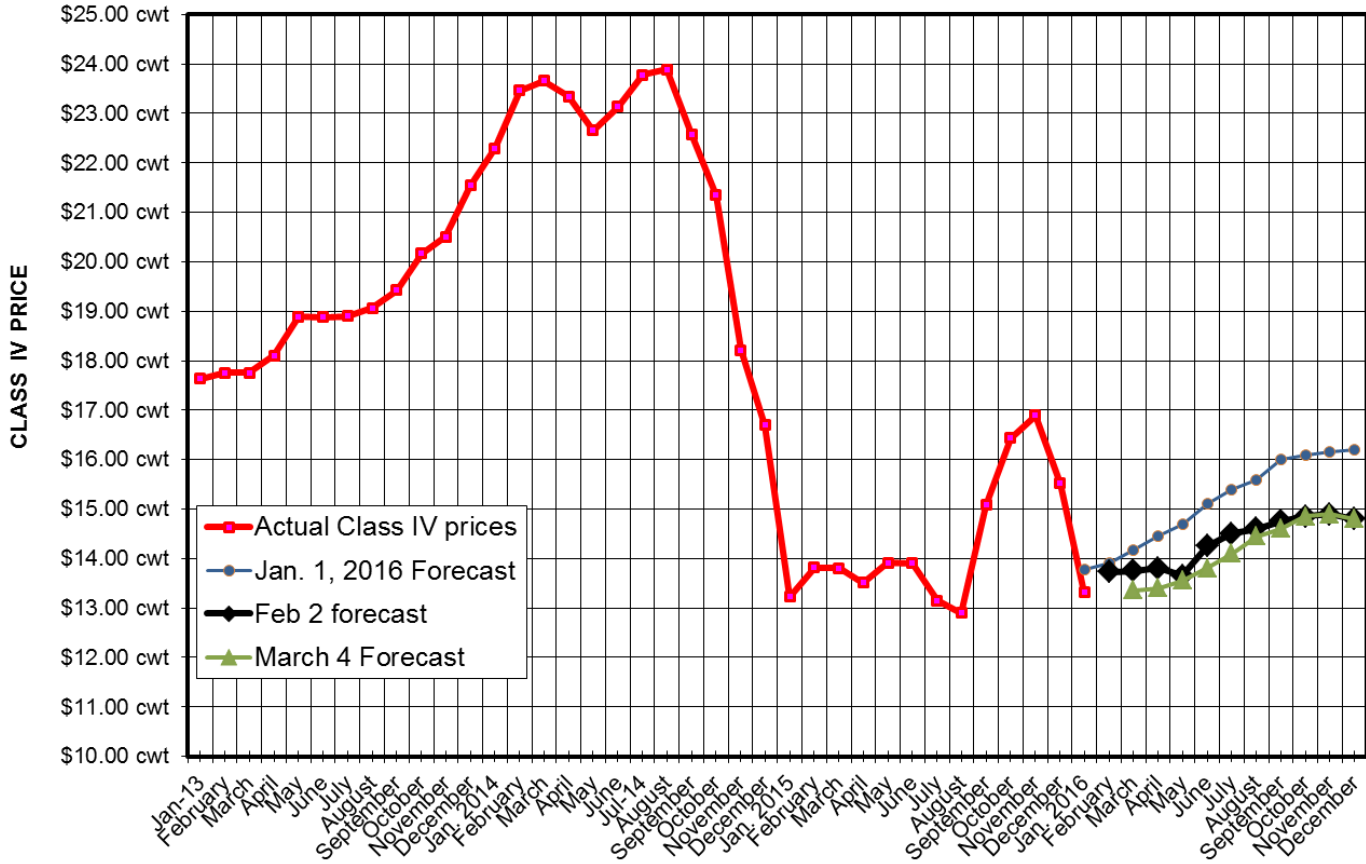
**Weekly NASS butter and nonfat powder prices,
CME Futures prices, and VernDale forecasted monthly prices
as of March 4, 2016**



VernDale Class IV forecast as of March 4, 2016

2016	Mar	\$	13.36
2016	Apr	\$	13.40
2016	May	\$	13.55
2016	Jun	\$	13.80
2016	Jul	\$	14.10
2016	Aug	\$	14.45
2016	Sep	\$	14.60
2016	Oct	\$	14.85
2016	Nov	\$	14.90
2016	Dec	\$	14.80

March 4, 2016 VernDale Class IV Forecast vs. Past Months Forecasts



Dale Johnson